


74 ★ COWBOYS



SW. P. Davis
10430 Joaquin Drive
Dallas, Texas 75228



FINGERTIP INFORMATION

OFFICE ADDRESS — 6116 North Central Expressway • Dallas, Texas 75206

OFFICE TELEPHONE — 214/369-8000

HOME FIELD — Texas Stadium (Capacity: 65,101)

COLORS — Royal Blue, Metallic Blue and White

TICKET INFORMATION

Reserved Seats — \$8.00 and \$5.00

COWBOYS TICKET OUTLETS

DALLAS — ALL MAJOR SEARS STORES (DALLAS-FORT WORTH AREA), COWBOYS TICKET OFFICE, 6116 N. Central Expressway.

FORT WORTH — CENTRAL TICKET AGENCY.

INDEX

COWBOYS

Attendance Records	94	Roster, 1974	Centerspread
Big Days	96	Pre-Season Results, All-Time	103
Coaches	4-10	Radio Outlets	55
Directory	2	Records	86-94
Divisional Playoff, 1973	77	Results, All-Time	100-102
Draft List (1961-1974)	52-55	Results	
Halftime Activities, 1974	108	(1973 Game-by-Game Review)	70-75
Historical Highlights	104-107	Road Itinerary	58
Honors	98-99	Schedule, 1974	1
How Cowboys Were Built	49	Statistical History	83
Last Time	97	Statistical Leader, All-Time	84-85
Longest Plays	95	Statistical Leaders, By Years	80-82
Management	3	Statistics, 1973	76
NFC Championship, 1973	78		
Opponents, 1974	59-68		
Players			
Biographies, Rookies	46-48		
Biographies, Veterans	12-45		
Honor Roll by Colleges	51		
Roster, All-Time	50		

NATIONAL FOOTBALL LEAGUE

All-League Team, 1973	99
Post-Season Games, 1933-1973	109
Schedule, 1974	Back Cover
Standings, 1973	102
Statistical Leaders, 1973	110-111

PHONE NUMBERS

Bears	(312) 332-5400	Cowboys	(214) 369-8000	Oilers	(713) 748-2780
Bengals	(513) 621-3550	Dolphins	(305) 379-1851	Packers	(414) 494-2351
Bills	(716) 648-1800	Eagles	(215) 463-2500	Patriots	(617) 543-7911
Broncos	(303) 623-8778	Falcons	(404) 688-8684	Raiders	(415) 562-5900
Browns	(216) 696-5555	Forty-Niners	(415) 771-1149	Rams	(213) 277-4700
Cardinals	(314) 421-0777	Giants	(212) 582-2010	Redskins	(703) 471-9100
Chargers	(714) 280-2111	Jets	(212) 421-6600	Saints	(504) 524-1421
Chiefs	(816) 924-9300	League Off.	(212) 758-1500	Steelers	(412) 323-1200
Colts	(301) 667-4400	Lions	(313) 965-6644	Vikings	(612) 920-4805

Note to Media: The "Dial-a-Cowboy" number is 214/369-4081. Dial that number any time of the day or night for a taped interview with a Dallas player or coach.

1974 Schedule

PRE-SEASON GAMES

DATE	OPPONENT	SITE	LOCAL TIME (DALLAS)
Sat., Aug. 3	Oakland Raiders	at Oakland	8:00 p.m. (10 p.m.)
Sat., Aug. 10	Los Angeles Rams	at Los Angeles	7:00 p.m. (9 p.m.)
SAT., AUG. 17	HOUSTON OILERS	at DALLAS*	8:00 P.M.
Sat., Aug. 24	New Orleans Saints	at New Orleans	8:00 p.m. (8 p.m.)
SAT., AUG. 31	KANSAS CITY CHIEFS	at DALLAS	8:00 P.M.
THURS., SEPT. 5	PITTSBURGH STEELERS	at DALLAS	8:00 P.M.

*Salesmanship Club Game.

REGULAR SEASON GAMES

Sun., Sept. 15	Atlanta Falcons	at Atlanta	4:00 p.m. (3 p.m.)
Mon., Sept. 23	Philadelphia Eagles	at Philadelphia	9:00 p.m. (8 p.m.)
SUN., SEPT. 29	NEW YORK GIANTS	at DALLAS	1:00 P.M.
SUN., OCT. 6	MINNESOTA VIKINGS	at DALLAS	3:00 P.M.
Sun., Oct. 13	St. Louis Cardinals	at St. Louis	1:00 p.m. (1 p.m.)
SUN., OCT. 20	PHILADELPHIA EAGLES	at DALLAS	1:00 P.M.
Sun., Oct. 27	New York Giants	at New Haven	1:00 p.m. (12 noon)
SUN., NOV. 3	ST. LOUIS CARDINALS	at DALLAS	1:00 P.M.
SUN., NOV. 10	SAN FRANCISCO 49ers	at DALLAS	1:00 P.M.
Sun., Nov. 17	Washington Redskins	at Washington	4:00 p.m. (3 p.m.)
Sun., Nov. 24	Houston Oilers	at Houston	1:00 p.m. (1 p.m.)
THURS., NOV. 28	WASHINGTON REDSKINS	at DALLAS	2:45 P.M.
SAT., DEC. 7	CLEVELAND BROWNS	at DALLAS	3:00 P.M.
Sat., Dec. 14	Oakland Raiders	at Oakland	6:00 p.m. (8 p.m.)

1974 TRAINING CAMP DATA

LOCATION:	CALIFORNIA LUTHERAN COLLEGE Mountclef Village Thousand Oaks, California 91360 July 7 through August 16 After August 16, at home in Dallas
REPORTING DATES:	Rookies report on Sunday, July 7 Veterans report on Monday, July 15
PHONE NUMBERS:	July 7 to August 16 — Thousand Oaks, California Joe Bailey (805) 492-1748 Gil Brandt (805) 492-2176 Dick Mansperger (805) 492-3084 Curt Mosher (805) 492-2741 Tex Schramm (805) 492-1472 Telecopier Line (805) 492-1592 Al Ward (805) 492-2134 School Switchboard (805) 492-2411
TWX NUMBER:	(910) 336-1268
After August 16, please contact Cowboys home office:	DALLAS COWBOYS FOOTBALL CLUB, INC. 6116 North Central Expressway, Dallas, Texas 75206 Telephone Number — (214) 369-8000 TWX Number — (910) 861-4360

ON THE COVER: Cornell Green enters his 13th season with the Cowboys having played in 168 consecutive games, second in Dallas history only to Bob Lilly. Cornell is a four-time All-Pro who has played in five Pro Bowls and serves as Dallas co-captain.

COWBOYS CLUB DIRECTORY

(Home Phone Numbers in Parentheses)

CLINT W. MURCHISON, JR.	Board Chairman
TEXAS E. SCHRAMM (363-6665)	President and General Manager
AL WARD	Vice President, Administration
GIL BRANDT	Vice President, Personnel Development
DON WILSON	Treasurer
CURT MOSHER (231-2916)	Public Relations Director
DOUG TODD (424-8319)	Assistant Public Relations Director
JOE BAILEY (369-0702)	Business Manager
KAY LANG	Ticket Manager
DICK MANSPERGER (521-2359)	Player Personnel Director
BOB GRIFFIN (279-3717)	Assistant Player Personnel Director
RED HICKEY, REED JOHNSON, CHARLIE MACKEY	Scouts
DON COCHREN	Trainer
KEN LOCKER	Assistant Trainer
BUCK BUCHANAN	Equipment Manager
DR. MARVIN P. KNIGHT	Team Physician
DR. JAMES PAT EVANS	Team Physician
BOB FRIEDMAN	Director of Photographic Service
JIM SKINNER	Director of Entertainment

COACHING STAFF

Head Coach: TOM LANDRY (14 Seasons, Won 108, Lost 80, Tied 6)
Assistant Coaches: ERMAL ALLEN (Special Assistant), MIKE DITKA, (Receivers), ED HUGHES (Offensive Backfield), JIM MYERS (Offensive Coordinator), DAN REEVES (Special Teams), ALVIN ROY (Strength Coach), GENE STALLINGS (Defensive Backfield), ERNIE STAUTNER (Defensive Coordinator), JERRY TUBBS (Linebackers).

BOARD OF DIRECTORS

AMON CARTER, JR., LEO F. CORRIGAN, JR., W. R. HAWN, JAMES J. LING, PAUL MIDDLETON, CLINT MURCHISON, JR., TEXAS E. SCHRAMM, FIELD SCOVELL, MAX THOMAS, ROBERT F. THOMPSON, T. L. WYNNE, JR.

THE MANAGEMENT



MURCHISON/SCHRAMM

The year 1974 marks the 15th season for the Dallas Cowboys and their 15th season under the direction of Board Chairman Clint W. Murchison Jr. and President-General Manager Texas E. Schramm.

Murchison was awarded the expansion franchise in January of 1960. He named Schramm as General Manager, Tom Landry as Head Coach and Gil Brandt to direct the scouting operation. The Cowboys introduced a new era in Dallas sports whose high-water mark thus far was the World Championship earned at Super Bowl VI.

Schramm controls the day-to-day operations of the club. He was named President in 1966, retaining the title of General Manager.

Working closely with Schramm are Brandt, Vice President for Personnel Development, and Al Ward, Vice President for Administration. Ward joined the Cowboys as Public Relations Director in 1966 and became assistant general manager the next year. Both Brandt and Ward were named vice presidents following the 1970 season.

Schramm holds a BA degree in Journalism from the University of Texas, acquired between 1939 and 1947 with time out for a four-year hitch in the Air Transport Command where he made Captain.

While still in school, Schramm was a member of the sports staff of the Austin American Statesman and later was sports editor of that paper.

In 1947 he joined the Los Angeles Rams as publicity director, and in a 10-year career there rose to general manager.

Schramm left the Rams in 1957 to join CBS as Assistant Director of Sports and was there until coming to the Cowboys.

One of Schramm's major assets has been his ability as a sound judge of men. For instance, he brought Pete Rozelle into pro football as publicity man for the Rams.

Aside from the development of the Cowboys, Schramm's foremost achievements have been his work with scouting systems, both with the Rams and Cowboys, and the merger of the AFL and NFL.

Schramm and Lamar Hunt, owner of the Kansas City Chiefs, were the driving forces in the merger.

THE COACH



Imagine San Francisco without the Golden Gate Bridge, New Orleans without Bourbon Street, Philadelphia without the Liberty Bell.

Do that, and you can imagine the Dallas Cowboys without Tom Landry.

Landry came to Dallas with the franchise in 1960. He was on the sidelines in his familiar fedora when the team went an entire season without winning a game. He was there when the Cowboys lost on the ice at Green Bay. He was there when they won the Super Bowl, and he is there today.

The man's record becomes more impressive by the year. Heading into the 1974 season Landry's Cowboys had won 108 games, lost 80 and tied six. Only nine other coaches in the history of professional football had won as many as 100 games.

And, the Cowboys didn't have a winning season until 1966. Beginning with that campaign the Landry-Dallas record is 83-27-2, best in the NFL.

Eight straight playoff appearances (1966-1973) constitute a record never equalled. Six straight years of 10 or more victories ('68-'73), likewise.

Through it all, Tom Landry has been there. When he and the team posted win No. 100 last year, Tom was asked about it.

"When you think back, really, what you're saying is that you've been able to have longevity in professional football," he said. "This is an accomplishment in itself.

"In our field it's very hard for head coaches to go from ex-head coach to head coach like baseball or even college football.

"There seems to be a stigma that goes with non-success. A lot of

good head coaching potential is destroyed in poor situations. They couldn't display their talents and never came back again.

"So this, to me, is the significance of the 100 victories. That I've been able to stay as head man that long. I've been fortunate in working for good management."

The words were modest, but sincere. Landry is proud of his "flex" defense and multiple offense, of course, but he's probably proudest of the fact that he will be able to leave his mark on the game in a way anyone can understand — winning.

And winning, of course, is what Tom Landry is all about. Here are a few things he has to say on the subject:

"The world doesn't stop when you lose. You must think about the good things that have happened to you. You must look ahead. The only way a person can really become strong is to have setbacks."

And:

"I don't believe in winning at all cost, if that means cheating or doing things that are bad. But if you think winning is not too important, then you are not willing to pay the price to win."

And, finally:

"This game is played with the heart. You don't have to drink or swear or hit people in the face when they're not looking, but you do have to be tough to win.

"When you take on the Cowboy team today, you won't find them too easy. They'll hit you."

And when they do, Tom Landry will be there.

* * * * *

Tom was born in Mission, Tex., on Sept. 11, 1924. He was an All-Regional fullback at Mission High before enrolling at the University of Texas.

After one semester at Texas, Landry went into the Air Corps and flew 30 B-17 missions over Germany with the Eighth Air Force.

Following his discharge as a 1st Lieutenant in November of 1945, Tom returned to Texas where he earned All-Southwest Conference honors as a junior and co-captained the Longhorns as a senior. Those Texas teams defeated Alabama in the 1948 Sugar Bowl and Georgia in the 1949 Orange Bowl.

Landry joined the old New York Yankees of the All-America Conference in 1949, moving to the Giants in 1950. He was a mainstay in the Giants' defensive backfield through 1955, the last two years as player-coach. He was All-Pro in 1954.

Retiring as a player following the 1955 season, Tom was the Giants' defensive coach through 1959. Giants Head Coach Jim Lee Howell called him "the best defensive coach in the business."

Tom and his wife Alicia, whom he met at Texas, have three children — Tom Jr., 24; Kitty, 21, and Lisa, 16.

Tom devotes much of his spare time to the Fellowship of Christian Athletes, and is serving as chairman of the Board of Trustees of the National FCA. He also has served as chairman of the State American Cancer Society, and is area chairman for the All-American Roundup of the Boy Scouts of America.

The coach has received honorary degrees from California Lutheran College (Doctor of Humane Letters), John Brown University (Doctor of Humanities) and Southwest Baptist College (Doctor of Laws).



THE LANDRY YEARS

YEAR	W	L	T	YEAR	W	L	T
1960	0	11	1	*1968	12	2	0
1961	4	9	1	*1969	11	2	1
1962	5	8	1	*1970	10	4	0
1963	4	10	0	*1971	11	3	0
1964	5	8	1	*1972	10	4	0
1965	7	7	0	*1973	10	4	0
*1966	10	3	1	TOTALS	108	80	6
*1967	9	5	0				

*Qualified for Playoffs (Won Super Bowl VI on Jan. 16, 1972).

NFL'S TOP 10 WINNINGEST COACHES

COACH, TEAMS	W	L	T
1. GEORGE HALAS (40 years) Chicago Bears ('20-'29, '33-'42, '46-'55, '58-'67)	321	142	31
2. CURLY LAMBEAU (33 years) Green Bay ('21-'49), Chi. Cards ('50-'51), Wash. ('52-'53)	230	138	25
3. STEVE OWEN (23 years) New York Giants ('31-'53)	150	100	17
4. * PAUL BROWN (19 years) Cleveland ('50-'62), Cincinnati ('68-'73)	148	88	6
5. WEEB EWBank (20 years) Baltimore ('54-'62), New York Jets ('63-'73)	130	129	7
6. * HANK STRAM (14 years) Dallas Texans ('60-'62), Kansas City ('63-'73)	119	67	10
7. * DON SHULA (11 years) Baltimore ('63-'69), Miami ('70-'73)	117	32	5
8. * SID GILLMAN (16 years) Los Angeles ('55-'59), San Diego ('60-'69), Houston ('73)	116	86	7
9. * TOM LANDRY (14 years) Dallas Cowboys ('60-'73)	108	80	6
10. BUDDY PARKER (15 years) Chi. Cards ('49), Detroit ('51-'56), Pittsburgh ('57-'64)	102	75	8

*Active in 1974.

THE STAFF



ALLEN



DITKA



HUGHES



MYERS

ERMAL ALLEN, Special Assistant

Allen is the "inside man" on the Dallas coaching staff, heading the Cowboys' Research and Development Department in its study and evaluation of all players and teams in the NFL.

Ermal quarterbacked the University of Kentucky from 1939 through 1941 and played on the Fort Benning and Army All-Star teams during World War II. After the war he spent one year in the old All-America Conference as a Cleveland Browns defensive back in 1947.

Allen returned to his alma mater in 1948 and remained there as an assistant coach for 14 years under Paul Bryant ('48-'53) and Blanton Collier ('54-'61). He joined the Cowboys in 1962 and, along with Offensive Coordinator Jim Myers, is a senior member of Tom Landry's staff.

Ermal, born on Christmas Day, 1920, is the best golfer in the Cowboys organization. He is a two-time Kentucky Amateur champion, defeating Bobby Nichols in 1955 and Frank Beard in 1958.

Ermal and his wife Allie have a son, two daughters and five grandchildren.

MIKE DITKA, Receivers

Ditka joined the Cowboys staff in 1973 after 12 years in the NFL, the last four of them with Dallas.

Everybody's All-America at the University of Pittsburgh, Mike became the prototype of the modern tight end after the Chicago Bears drafted him No. 1 in 1961. His career totals show 427 receptions for 5,913 yards and 43 touchdowns.

The Aliquippa, Pa., native (10/18/39) always was noted for his aggressiveness on the field, and he admits that attitude carries over into his coaching.

Mike has three sons and a daughter.

ED HUGHES, Offensive Backfield

When Tom Landry named Hughes offensive backfield coach in 1973, it marked a reunion for the two. Landry coached Hughes from 1956 through 1958 when Ed played cornerback for the New York Giants.

Hughes is the most experienced pro coach on Landry's staff. He was with the Dallas Texans (1960-62), the Denver Broncos (1963), the Washington Redskins (1964-67) and the San Francisco 49ers (1968-70) before becoming head coach of the Houston Oilers for the 1971 season. He was with the St. Louis Cardinals in '72.

Ed played offensive and defensive halfback at Tulsa and was drafted by the Los Angeles Rams in 1954. He spent two seasons with the Rams before moving to the Giants.

A native of Buffalo, N. Y. (10/23/27), Ed and his wife Nancy have four daughters and a son.

JIM MYERS, Offensive Coordinator

Jim is in his 13th season with the Cowboys, joining Tom Landry's staff in 1962 after head coaching stints at Iowa State and Texas A&M.

Concentrating on the offensive line, Myers' tutelage has paid off in All-Pro recognition for tackles Rayfield Wright and Ralph Neely and guards John Niland and Blaine Nye. Center Dave Manders, the other veteran member of the Cowboys' forward wall, has played in the Pro Bowl.

Myers is a native of Madison, W. Va. (11/12/21), who was a standout lineman at Tennessee in 1941-42 and at Duke in the Marine V-12 program in 1943.

Jim was an assistant coach at Wofford College, Vanderbilt and UCLA before becoming a head coach. He and his wife Carolyn have three daughters and four grandchildren.

DAN REEVES, Special Teams

After a year in private business in Dallas, Dan returns to the organization where he was a talented and popular mainstay for eight years.

Reeves was a Cowboy running back for seven seasons (1965-71) and, despite a series of knee injuries, rose to the fifth spot among all-time Dallas rushing leaders. He was a player-coach in '70 and '71 and coached the offensive backfield in 1972.

Dan is a native of Rome, Ga., (1/19/44) who quarterbacked South Carolina for three years. He signed with the Cowboys as a free agent in 1965.

Dan and his wife Pam have two daughters and a son.

ALVIN ROY, Strength Coach

Alvin joined the staff in 1973 after earlier stints with the San Diego Chargers and Kansas City Chiefs. The Cowboys feel it is no coincidence that while following Roy's conditioning program they outscored opponents 201-92 in the second half and 122-59 in the fourth quarter in 1973.

Alvin trained or managed several weightlifting teams in international competition, including the American team which won the 1952 Olympics in Helsinki.



REEVES



ROY



STALLINGS



STAUTNER



TUBBS

A native of Baton Rouge, La., (4/20/20), Roy owns a health studio there and has had 2 TV shows on an NBC outlet for 14 years. He has two daughters, Astrid and Jo Ann.

GENE STALLINGS, Defensive Backfield

Gene returns to full-time duty as defensive backfield coach in '74 after doubling as coach of the special teams for the last half of the '73 season. His work with the special teams was credited with giving the Cowboys the boost they needed to reach the playoffs.

Stallings, in his third year with the club, is a Paris, Tex., native (3/2/35) who spent seven years as head coach at Texas A&M.

He was an All-Southwest Conference end at A&M under Paul Bryant and was a tri-captain on Bryant's undefeated 1956 team. After one season as student assistant at A&M, Gene moved with Bryant to Alabama and was assistant head coach there when the chance came to return to his alma mater in 1965.

Gene and his wife Ruth Ann have four daughters and a son.

ERNIE STAUTNER, Defensive Coordinator

Since Ernie joined the Dallas staff in 1966, the Cowboys have led their league or conference in rushing defense six out of eight years. The "Doomsday Defense" began to assert itself almost from the day Stautner arrived on the scene.

A star defensive tackle with the Pittsburgh Steelers for 15 years, despite being "only" 6-0 and 235 pounds, Ernie was voted into the Pro Football Hall of Fame immediately upon becoming eligible in 1970. He played in nine Pro Bowl games.

Ernie is a native of Calm, Bavaria (4/2/25), who grew up in Albany, N. Y. After serving in the Marine Corps from 1943 through 1946 he was a football star at Boston College.

Ernie and his wife Helen have a son and two daughters.

JERRY TUBBS, Linebackers

Jerry is the only "original" Cowboy player still with the organization. He came to the club in 1960 as a middle linebacker and played in Dallas for eight years before joining the coaching staff in 1968.

Born in Breckenridge, Tex., on Jan. 23, 1935, Jerry was an All-

America center-linebacker for the 1954-56 Oklahoma teams that never lost a game. He received the Walter Camp Award as the nation's outstanding player in '56.

Jerry was the No. 1 draft choice of the Chicago Cardinals in 1957 and also played for the San Francisco 49ers before settling in Dallas in '60.

Jerry and his wife Marlene have a son and a daughter.

DICK MANSPERGER, Player Personnel Director

Mansperger is in his fourth season as director of the Cowboys' far-flung scouting operations and in his ninth year with the club.

Dick, 41, graduated from Arizona State in 1958. He played for Dan Devine, now coach of the Green Bay Packers. Mansperger was head coach for two years at Palo Verde Junior College in Blythe, Calif., moving on to assistant coaching jobs at West Texas, Arizona State, UCLA and Iowa.

He joined the Cowboys as a scout in 1966.

DON COCHREN, Trainer

Don is in his tenth season with the Cowboys, joining the club in 1965 after experience in college, military and Canadian football training.

A graduate of Purdue, Don earned his physical therapy certificate at Pennsylvania. The 42-year-old Cochren spent two years as trainer at Case Institute in Cleveland, four years with the Toronto Argonauts and two years as a physical therapy officer in the Air Force.

Don and his wife Imogene have three daughters and two sons.

KEN LOCKER, Assistant Trainer

Ken is in his second season as assistant trainer after serving from 1969 through 1972 in the North Texas State University athletic department.

Ken, 22, was an assistant trainer at North Texas and also put in some time as interim head trainer when the Eagles' Skip Cox left to become Baylor's trainer. During the past off-season he was athletic trainer at Texas Women's University in Denton.

BUCK BUCHANAN, Equipment Manager

Buchanan joined the Cowboys in 1973 after 20 years in the Air Force, with most of that time spent supervising and maintaining military athletic programs.

For four years, SMSgt. Buchanan was Non-Commissioned Officer in Charge of Athletics and Programs at the U. S. Air Force Academy Prep School in Colorado Springs. He was awarded the Bronze Star for his performance during a 1968-69 tour of duty in Thailand.

Buck, 41, and his wife Geraldine have a son and daughter.

THE PLAYERS





Jim Arneson • 64

GUARD • ARIZONA • 2nd YEAR
HT: 6-3 • WT: 250 • BORN: 1/7/51 • (D-12 FOR '73)

PRO: Arneson played in 12 games in 1973, most of them on the special teams as he saw little action on offense because of the veteran Cowboys line. As with all rookies in that situation, 1974 was to be a critical year for Jim. He aided his own cause by gaining 14 pounds, to 250, with diligent work in the club's weight training program.

COLLEGE: Jim was an All-Conference selection at Arizona, where his older brother Mark, now with the St. Louis Cardinals, was an All-America linebacker.

PERSONAL: A native of Iowa City, Iowa, Jim and his wife Terry live in Dallas.

ARNESON'S COWBOYS RECORDS

Opponents' Fumble Recoveries

Year	No.	Yds.	Avg.	Long	TD
1973	1	0	0.0	0	0



John Babinecz • 53

LINEBACKER • VILLANOVA • 3rd YEAR
HT: 6-1 • WT: 222 • BORN: 7/27/50 • (D-2 FOR '72)

PRO: Babinecz backed up both Dave Edwards and D. D. Lewis at the outside linebacker spots in '73, and again performed well on the special teams. A broken hand suffered just before the pre-season schedule opened hampered John's development early in the year at a time when coaches felt he was making rapid progress. "John's aggressive," says Linebackers Coach Jerry Tubbs, "a great competitor."

COLLEGE: A middle linebacker at Villanova, Babinecz lettered three years at the Philadelphia school.

PERSONAL: John and his wife Valerie live in Dallas, where for the past two years he has worked with orthopedically handicapped children at William B. Carrell Elementary School. He first became interested in helping handicapped youngsters while still a student at Villanova. John is a native of Pittsburgh, Pa.

BABINECZ'S COWBOYS RECORDS

Opponents' Fumble Recoveries

Year	No.	Yds.	Avg.	Long	TD
1972	1	0	0.0	0	0

Benny Barnes • 31

CORNERBACK • STANFORD • 3rd YEAR
HT: 6-1 • WT: 190 • BORN: 3/3/51 • (FA FOR '72)



PRO: Barnes, signed as a free agent in 1972, continued to improve steadily in '73 and reached the point where Coach Tom Landry said he believed Benny "could perform very well" as a starting cornerback. Specialty teams were where Barnes stood out in '73, twice tackling opponents in the end zone for safeties. He also intercepted a pass. "Specialty teams are a third of the game," he said last year, "offense, defense and us. We work hard at it because one play from the specialty teams can turn the game around. Everyone is trying to do his best."

COLLEGE: Benny started 24 consecutive games at Stanford and played on two Rose Bowl winners for Coach John Ralston, now with the Denver Broncos. Barnes was an All-Coast selection at free safety.

PERSONAL: Benny and his wife Joyce live in Milpitas, Calif. He is a native of Lufkin, Tex.

BARNES' COWBOYS RECORDS

Pass Interceptions

Year	No.	Yds.	Avg.	Long	TD
1973	1	1	1.0	1	0

Rodrigo Barnes • 56

LINEBACKER • RICE • 2nd YEAR
HT: 6-1 • WT: 215 • BORN: 2/10/50 • (D-7 FOR '73)



PRO: Barnes went into his rookie season as something of a question mark because of a college knee injury. But when the year was over, Tom Landry said, "You know he's always going to hustle and hit. There's not any question about that. When he plays, he plays all out. Rodrigo has so much potential that if he doesn't come on to be a great one, I'll be surprised." Barnes went into '74 training camp as backup to All-Pro middle linebacker Lee Roy Jordan. "The hardest thing is to adjust to doing things a certain way," says Rodrigo, "to stay under control instead of going for the football as soon as the play begins. The system is complex."

COLLEGE: Rodrigo was All-Southwest Conference at Rice.

PERSONAL: A native of Waco, Tex., and a bachelor, Rodrigo lived in Houston during the off-season.

BARNES' COWBOYS RECORDS

Opponents' Fumble Recoveries

Year	No.	Yds.	Avg.	Long	TD
1973	1	0	0.0	0	0



Marv Bateman • 81

PUNTER • UTAH • 3rd YEAR
HT: 6-4 • WT: 213 • BORN: 4/5/50 • (D-3 FOR '72)

PRO: Bateman improved his punting average to 41.6 yards a kick in 1973 after a disappointing rookie season in which he averaged 38.2. Cowboys coaches believe he will continue to improve.

"Marv has the potential to lead the league," says Tom Landry. "He performed better last year than he did as a rookie, just as we expected he would." Bateman was hampered in each of his first two seasons by leg injuries and missed a game in '73 after a collision in Washington. He is the Cowboys' backup placekicker, and booted an extra point in his only try last year.

COLLEGE: One of the great collegiate punters, Marv led the nation in '70 and '71, averaging 48.1 as a senior at Utah.

PERSONAL: Marv and his wife Sharman live in the Dallas suburb of Plano, where he is active in work with the Boy Scouts during the off-season. Marv is a native of Salt Lake City.

BATEMAN'S COWBOYS RECORDS

Year	No.	Punting		
		Yds.	Avg.	Long Blk.
1972	51	1949	38.2	61 0
1973	55	2290	41.6	62 2
TOTALS	106	4239	40.0	62 2



Larry Cole • 63

DEFENSIVE END • HAWAII • 7th YEAR
HT: 6-4 • WT: 250 • BORN: 11/15/46 • (D-16 FOR '68)

PRO: Cole again started every game for the Cowboys in '73 after missing much of the '72 season with a knee injury. He's been a fixture in the Dallas defensive wall since 1968, when he was drafted 16th and surprisingly moved right into the starting lineup. Always a tremendously consistent player, Cole also has a knack for the big play. He scored three touchdowns, all against the Washington Redskins, and recovered 12 fumbles in his first six seasons in the NFL. "He has a nose for the ball," says Defensive Coordinator Ernie Stautner. "It's something you can't teach." Says Tom Landry, "Larry Cole is just a real consistent performer, solid as a rock. He does things well every game and constantly gives us great effort." According to Redskins guard John Wilbur, an ex-teammate, Cole is "probably the most underrated defensive lineman in the game." Says Larry, "When you go out to play a game, you have to believe in yourself. You have to believe you are the best end in football, even

COLE, Cont.

if it isn't true. To me, the fun of the game is in thinking along with the quarterback and trying to anticipate what he's going to do."

COLLEGE: Larry, captain of Hawaii's first winning football team in nearly 50 years, was the first player from his school ever drafted by an NFL club. He transferred to Hawaii after three years at the Air Force Academy.

PERSONAL: Larry and Linda Cole and their children, Michael (11/3/70) and Christina (3/18/73), live in the Fort Worth suburb of Bedford where Larry has his own construction company, Larry Cole Builders. Linda is Honorary Chairman for the March of Dimes in their area. Larry is a native of Granite Falls, Minn.

COLE'S COWBOYS RECORDS

Pass Interceptions					Opponents' Fumble Recoveries						
Year	No.	Yds.	Avg. Long	TD	Year	No.	Yds.	Avg. Long	TD		
1968	1	5	5.0	5	1	1968	2	21	10.5	21	1
1969	1	41	41.0	41	1	1969	2	7	3.5	7	0
TOTALS	2	46	23.0	41	2	1971	4	20	5.0	20	0
						1972	1	0	0.0	0	0
						1973	3	8	2.7	8	0
						TOTALS	12	56	4.7	21	1

Billy Joe DuPree • 89

TIGHT END • MICHIGAN STATE • 2nd YEAR
HT: 6-4 • WT: 225 • BORN: 3/7/50 • (D-1 FOR '73)

PRO: DuPree started every game in '73, an almost unheard-of feat for a Dallas rookie. He responded with 29 catches (second on the team) for 392 yards and five touchdowns. Only Mike Ditka, with 30 receptions in '71, ever caught more passes for the Cowboys in a single season at tight end. And when Billy Joe grabbed three touchdown passes against the Cardinals, it marked a first for Dallas tight ends. "Once he gets his techniques down he'll be unstoppable," says Roger Staubach. "He's as good a target downfield as any tight end in football," says Tom Landry. "I never get excited except when we win," says DuPree. "That lights a fire under me."


COLLEGE: Billy Joe caught 69 passes for 1,222 yards and six touchdowns in three varsity seasons at Michigan State. He played one season of varsity basketball for the Spartans.

PERSONAL: Billy Joe, his wife Marsha and son Shon (10/27/71) live in Dallas where he was active in work for the Cancer Society during the off-season. Billy Joe grew up in Monroe, La., where he was a high school football and basketball star and received scholarship offers in both sports.

DUPREE'S COWBOYS RECORDS

Receiving					Rushing						
Year	No.	Yds.	Avg. Long	TD	Year	No.	Yds.	Avg. Long	TD		
1973	29	392	13.5	40	5	1973	2	2	1.0	6	0
Opponents' Fumble Recoveries											
Year	No.	Yds.	Avg. Long	TD							
1973	1	0	0.0	0							





Jack Concannon • 18

QUARTERBACK • BOSTON COLLEGE • 9th YEAR
 HT: 6-3 • WT: 200 • BORN: 2/25/43 • (FA FOR '72)

PRO: Roger Staubach, Craig Morton and a broken thumb combined to keep Concannon on the inactive roster the past two seasons. Jack was signed by the Cowboys as a free agent prior to the '72 season after playing out his option with the Chicago Bears. It was hoped he could take up the slack left by an injury to Staubach, but when Concannon was about to be activated he broke a thumb playing paddleball. By the time he recovered Staubach was back on the roster. Last year, Jack spent the season behind Staubach and Morton.

COLLEGE: Jack was a strong runner as well as passer at Boston College before being drafted No. 2 by Philadelphia in 1964.

PERSONAL: Jack, his wife Virginia and their children Jack III (11/14/65), Christa Lynne (10/25/67), Kelly Lynne (8/18/70) and Kara Lynne (12/26/72) live in Rolling Meadows, Ill., during the off-season. A native of Southbridge, Mass., Jack is in the restaurant and lounge business in the Chicago area.

CONCANNON'S PHILADELPHIA RECORDS

Year	Att.	Comp.	Passing				TD
			Yds.	Pct.	Int.	Avg. Gn.	
1964	23	12	199	52.2	1	8.7	2
1965	29	12	176	41.4	3	6.1	1
1966	51	21	262	41.2	4	5.1	1
TOTALS	103	45	637	43.7	8	6.2	4

Year	Receiving					Year	Punt Returns				
	No.	Yds.	Avg.	Long	TD		No.	Yds.	Avg.	Long	TD
1966	1	7	7.0	7	0	1966	2	3	1.5	3	0

Year	No.	Rushing				TD
		Yds.	Avg.	Long	TD	
1964	16	134	8.4	29	1	
1965	9	104	11.6	38	0	
1966	25	195	7.8	29	2	
TOTALS	50	433	8.7	38	3	

CONCANNON'S CHICAGO RECORDS

Year	Att.	Comp.	Passing				TD
			Yds.	Pct.	Int.	Avg. Gn.	
1967	186	92	1260	49.5	14	6.8	6
1968	143	71	715	49.7	9	5.0	5
1969	160	87	783	54.4	8	4.9	4
1970	385	194	2130	50.4	18	5.5	16
1971	77	42	334	54.5	3	4.3	0
TOTALS	951	486	5222	51.1	52	5.5	31
CAREER TOTALS	1054	531	5859	50.4	60	5.6	35

Year	No.	Rushing				TD
		Yds.	Avg.	Long	TD	
1967	67	279	4.2	31	3	
1968	28	104	3.7	16	2	
1969	22	62	2.8	30	1	
1970	42	136	3.2	16	2	
1971	5	5	1.0	2	0	
TOTALS	164	586	3.6	31	8	
CAREER TOTALS	214	1019	4.8	38	11	

Dave Edwards • 52

LINEBACKER • AUBURN • 12th YEAR
HT: 6-1 • WT: 225 • BORN: 12/14/39 • (FA FOR '63)



PRO: Linebackers Coach Jerry Tubbs says, "The thing about Dave is that I don't remember his playing a bad game in a big game. He's a winner." Edwards makes his feelings on the subject of winning quite clear. "Unless you want to lead a miserable life," he says, "you better win. If you don't, every time you go in a coffee shop, every time you go in a store, every time you go outside, people ask you, 'What happened?' The only thing that's satisfactory is to win. That's just cold facts." Edwards seemed an unlikely prospect to become a standout in the NFL when he joined the Cowboys as a free agent receiver in 1962. He didn't make the club that year, but found his spot at linebacker in 1963. By the middle '60s, when the Cowboys started to win, Edwards had moved in at strongside linebacker and no one has been able to move him out. Teammates say Dave has perhaps the strongest arms and hands on the team, giving him an edge over most opposing tight ends at the line of scrimmage. He also has that typical characteristic of an outstanding pro, the ability to "play hurt." When Edwards had an ankle injury that limited his practice time one week last season, Tom Landry shrugged, "You don't worry about Dave much. He just about has to have a broken leg before he'll miss a game." Edwards, of course, played.

COLLEGE: Dave was an All-Southeastern Conference end for Coach Shug Jordan at Auburn.

PERSONAL: Dave, his wife Gail and their sons Chris (4/11/69) and Michael (10/6/70) live in Dallas. He is a native of Columbia, Ala., and grew up in Abbeville, Ala.

EDWARDS' COWBOYS RECORDS

Year	Opponents'					TD	Year	Pass Interceptions				
	No.	Yds.	Avg.	Long	Recoveries			No.	Yds.	Avg.	Long	TD
1963	1	0	0.0	0	0	0	1	17	17.0	17	0	
1965	2	0	0.0	0	0	0	1	1	1.0	1	0	
1966	2	23	11.5	19	0	0	2	0	0.0	0	0	
1967	3	0	0.0	0	0	0	1	12	12.0	12	0	
1971	2	5	2.5	5	0	0	3	34	11.3	26	1	
1972	1	10	10.0	10	0	0	1	0	0.0	0	0	
1973	2	0	0.0	0	0	0	2	2	1.0	2	0	
TOTALS	13	38	2.9	19	0	0	TOTALS	13	66	5.1	26	1





John Fitzgerald • 62

CENTER • BOSTON COLLEGE • 4th YEAR
HT: 6-5 • WT: 250 • BORN: 4/16/48 • (D-4 FOR '70)

PRO: Fitz moved in as the starting center last year, and no one was surprised when he got the job done in fine fashion. "His size and mobility will eventually make him one of the top centers in the league," says Tom Landry. Fitzgerald fully intends to live up to that evaluation. "I look on both sides of me and see All-Pros," he says. "It does nothing but inspire me. When you play with the best you have to keep up, and there's no way I'm not going to do it." One of the Cowboys' hardest workers in the off-season conditioning program, Fitzgerald's solid 250 pounds belie the fact that he was a 315-pounder as a high school senior.

COLLEGE: John played tackle at Boston College, an alma mater he shares with Defensive Coordinator Ernie Stautner and teammate Jack Concannon.

PERSONAL: John and Sue Fitzgerald and their son Brendon (1/25/73) live in Dallas. He's a native of Southbridge, Mass., sharing that hometown with quarterback Concannon.

FITZGERALD'S COWBOYS RECORDS

Opponents' Fumble Recoveries

Year	No.	Yds.	Avg.	Long	TD
1973	1	0	0.0	0	0



Toni Fritsch • 15

KICKER • VIENNA, AUSTRIA • 4th YEAR
HT: 5-7 • WT: 185 • BORN: 7/10/45 • (FA FOR '71)

PRO: Fritsch has established himself as one of the most consistent kickers in the league. In 29 NFL regular season games going into the '74 season he was 81-for-81 on extra points and 31-for-32 on field goals inside the 30. The only miss, from the 26, was blocked last year by St. Louis in the final game. Only a muscle pull in '71 and again last year kept him from building even more impressive totals. He owns club records for most field goals in a season (21 in '72) and longest field goal (54 yards). When several kickers reported to training camp last year, Fritsch said: "Listen, every year they get a lot of kickers. But I stay quiet. I kick my footballs. When somebody is better, OK, he can have the job. But before that, he has to be better. I don't get nervous." Says Tom Landry: "Fritsch will

FRITSCH, Cont.

rank with the best kickers in the league. He has power and accuracy and he's a competitor."

PERSONAL: Toni starred in Austrian professional soccer for eight years before a Cowboys scouting delegation signed him in Vienna in the spring of 1971. That summer, he kicked in the first American football game he had seen. Toni, his wife Sonja and their children Hans (9/11/65) and Melissa Alexandra (6/15/72) make their home in Dallas.

FRITSCH'S COWBOYS RECORDS

Year	TD	Scoring		
		PAT	FG	PTS
1971	0	2-2	5-8	17
1972	0	36-36	21-36	99
1973	0	43-43	18-28	97
TOTALS	0	81-81	44-72	213

Jean Fugett • 84

TIGHT END • AMHERST • 3rd YEAR
HT: 6-3 • WT: 219 • BORN: 12/16/51 • (D-13 FOR '72)



PRO: Fugett, who teams with Billy Joe DuPree to give the Cowboys a very promising pair of young tight ends, led the team in average gain per catch in 1973 thanks to a strong showing down the home stretch. Seeing most of his action in the last three games of the season, he caught nine passes for 168 yards (an 18.7 average) and three touchdowns. Jean battled DuPree for the starting job throughout the 1973 season and promised to make an even stronger effort this year. "I have three goals in mind," said the 22-year-old Fugett. "I want to play full-time, all the time, play in the Super Bowl and play in the Pro Bowl. If you collect garbage, do anything, you should want to be the best there is."

COLLEGE: Jean led Amherst in receiving and scoring as a senior, catching 39 passes for 635 yards and nine touchdowns and earning Little All-America honors. He was only 20 years old when drafted by the Cowboys, and didn't turn 21 until Dec. 16 of his rookie season.

PERSONAL: Jean and his wife Anne live in Dallas. He's a native of Baltimore who worked summers during college in the editorial offices of the Baltimore Sun.

FUGETT'S COWBOYS RECORDS

Receiving					Rushing						
Year	No.	Yds.	Avg. Long	TD	Year	No.	Yds.	Avg. Long	TD		
1972	7	94	13.4	29	0	1972	3	2	0.7	9	0
1973	9	168	18.7	48	3	1973	1	34	34.0	34	0
TOTALS	16	262	16.4	48	3	TOTALS	4	36	9.0	34	0

Kickoff Returns					Opponents' Fumble Recoveries						
Year	No.	Yds.	Avg. Long	TD	Year	No.	Yds.	Avg. Long	TD		
1972	1	0	0.0	0	0	1972	1	0	0.0	0	0



Walt Garrison • 32

RUNNING BACK • OKLAHOMA STATE • 9th YEAR
HT: 6-0 • WT: 205 • BORN: 7/23/44 • (D-5 FOR '66)

PRO: Walter just keeps rolling along, steadily moving up in the ranks of the all-time Cowboys stalwarts. He stands third behind Don Perkins and Calvin Hill in rushing and went into the '74 season as the team's No. 5 all-time receiver. Tom Landry, in his understated way, says, "At fullback, Walt Garrison is solid, a starter for the past several years who has performed consistently well." That really doesn't begin to tell the story. As Landry says, "Walt's the kind of guy who never shows up on the injury report. He's played for us when nobody else would have tried." Garrison cracked his collarbone last year and missed the last game of the season. The next week, as the playoffs opened, he was back in the lineup. He pinched some nerves in his neck during the pre-season and had headaches so severe he couldn't sleep. Robert Newhouse moved into the starting fullback position and performed so well it was the sixth game of the season before Walt could get his job back. Garrison still rushed for 440 yards, second on the team, and was third in receiving with 26 catches. Despite his lack of size and breakaway speed, Garrison averaged 4.4 yards a carry through his first eight years in the league. He is a fine pass receiver who led the team in that category in 1971 when the Cowboys went on to win the Super Bowl.

COLLEGE: A two-time All-Big Eight choice at Oklahoma State, Walt says he crossed the Red River from Lewisville, Tex., "because OSU was the only one to offer me a scholarship. My daddy said, 'If they don't want you or you're not good enough, come on back home. But if you quit because you're not tough enough, just keep going north.'"

PERSONAL: Garrison, a steer wrestler on the professional rodeo circuit in the off-season, lives in Dallas with his wife Pam and sons Phillip Martin (6/5/69) and Carl Benton (1/2/74). His favorite hobby is whittling, a pastime that cost him 16 stitches in a finger just before a game two seasons ago.

GARRISON'S COWBOYS RECORDS

Rushing					Receiving						
Year	No.	Yds.	Avg.	Long	TD	Year	No.	Yds.	Avg.	Long	TD
1966	16	62	3.9	13	1	1966	2	18	9.0	17	0
1967	24	146	6.1	26	0	1967	2	17	8.5	14	0
1968	45	271	6.0	22	5	1968	7	111	15.9	53	0
1969	176	818	4.6	21	2	1969	13	131	10.1	25	0
1970	126	507	4.0	18	3	1970	21	205	9.8	36	2
1971	127	429	3.4	34	1	1971	40	396	9.9	36	1
1972	167	784	4.7	41	7	1972	37	390	10.5	26	3
1973	105	440	4.2	33	6	1973	26	273	10.5	53	2
TOTALS	786	3457	4.4	41	25	TOTALS	148	1541	10.4	53	8

Kickoff Returns					
Year	No.	Yds.	Avg.	Long	TD
1966	20	445	22.3	35	0
1967	20	366	18.3	36	0

Passing							
Year	Aff.	Comp.	Yds.	Pct.	Int.	Avg. Aff.	TD
1973	1	0	0	0.0	0	0.0	0

Cornell Green • 34



SAFETY • UTAH STATE • 13th YEAR
HT: 6-3 • WT: 208 • BORN: 2/10/40 • (FA FOR '62)

PRO: After the Cowboys' second meeting with the Los Angeles Rams last year, the 27-16 Dallas playoff victory, young Rams strong safety Dave Elmendorf said, "Cornell Green impresses me more than any strong safety in the league. He has size, strength and savvy." Green has been picking up that type of compliment for 13 years now, ever since he came to the Cowboys as a free agent basketball player from Utah State. That was in 1962. Heading into the 1974 season Cornell had been in all 168 games the Cowboys had played since he joined the squad. He turned 34 last February, but age seems to be having no effect on the big, smart veteran. "Nobody seems worried about my age except you newspaper guys," Cornell needed a group of sportswriter friends. "The team's not worried about my age, I'm not worried about it, so why should you all worry about it? It's not me getting any older. It's you guys who are getting older." That brand of positive thinking enabled Green to become an All-Pro cornerback in only his fifth season of football. "I've never been beaten," he once told a reporter. "Never?" was the incredulous reply. "Well, maybe once or twice," admitted Cornell. "But I talk myself out of it before I get off the field." In 1970 Green switched to strong safety and twice has played in the Pro Bowl at that position.

COLLEGE: Cornell averaged more than 20 points a game in his three varsity basketball seasons at Utah State. He was an All-American as a sophomore in 1960 and was a three-time All-Skyline Conference selection.

PERSONAL: Cornell was born in Oklahoma City and grew up in Richmond, Calif., where he was an all-star football fullback and basketball player in high school. For the past four years he spent the off-season working in the Cowboys' scouting department. One of Cornell's four brothers, Pumpsie, was a major league baseball player. Cornell, his wife Betty and their sons Randy (9/11/62) and Ronnie (3/7/67) live in Dallas.

GREEN'S COWBOYS RECORDS

Pass Interceptions					Opponents' Fumble Recoveries						
Year	No.	Yds.	Avg. Long	TD	Year	No.	Yds.	Avg. Long	TD		
1963	7	211	30.1	55	0	1963	1	20	20.0	20	1
1965	3	49	16.3	43	0	1965	2	9	4.5	5	1
1966	4	88	22.0	41	1	1966	1	0	0.0	0	0
1967	7	52	7.4	28	0	1970	1	0	0.0	0	0
1968	4	74	18.5	55	1	TOTALS	5	29	5.8	20	2
1969	2	0	0.0	0	0	Kickoff Returns					
1970	1	59	59.0	59	0						
1971	2	16	8.0	12	0	Year	No.	Yds.	Avg. Long	TD	
1972	2	1	0.5	1	0	1969	2	0	0.0	0	0
TOTALS	32	550	17.2	59	2	1971	1	0	0.0	0	0
						TOTALS	3	0	0.0	0	0



Bill Gregory • 77

DEF. END-DEF. TACKLE • WISCONSIN • 4th YEAR
HT: 6-5 • WT: 255 • BORN: 2/14/49 • (D-3 FOR '71)

PRO: Gregory played every position in the defensive line during his first three years with the Cowboys, including filling in for Bob Lilly at right tackle when injuries sidelined Bob for much of the last part of the '73 season. "Gregory is not a placid kind of player," says Defensive Coordinator Ernie Stautner. "He belts them around. He has the ability to be a starter at any position on the line." Says Gregory, "Basically, my style is if there's a tackle to be made, I want to make it. I guess I'm sort of hoggish. I'd like to make every tackle in the game." As far as his status on the talent-loaded Dallas defensive line, Bill says: "I'd like to think I'm pushing all the linemen. That's not going to hurt the team. And that's what it's all about, the team. As a rookie I was trying to find out if I could make it in the pros. I always thought I could do it. Now it's a matter of how soon."

COLLEGE: Bill was captain of the Wisconsin football team for two seasons and was an All-Big Ten choice as a senior in 1970.

PERSONAL: Bill was born in Galveston, Tex., grew up in LeMarque, Tex., and now lives in the Dallas suburb of Garland with his wife Bonnie and their son William Penn Gregory III (3/3/73). During the past off-season Bill worked as a special counselor at Holmes Junior High School in Dallas.



Cliff Harris • 43

SAFETY • OUACHITA BAPTIST • 5th YEAR
HT: 6-0 • WT: 184 • BORN: 11/12/48 • (FA FOR '70)

PRO: After four seasons as a regular at free safety, Harris is recognized as one of the fiercest hitters at the position in the league. "Cliff Harris is just tough," says Tom Landry. "He's always been tough and that's what makes him as good as he is." On the field, Harris hurls himself at the opposition in a manner calculated to produce some mighty collisions. "I'm not mean," says Cliff, "but I'm aggressive. I think it's good to let a receiver know you're around. You've got to make him wish he hadn't caught the ball. Then maybe the next time he'll be looking for you and drop some passes." Up until 1973, Harris was the Cowboys' leading kickoff and punt return man. He turned most of those duties over to others in '73, giving him a chance to catch his breath for the first time since joining Dallas as a free agent in 1970. Cliff moved in as a starter as a rookie and

HARRIS, Cont.

has been there ever since except for a military obligation the latter part of his first season. "He plays at one speed," says Landry, "and that's full speed."

COLLEGE: Cliff played football at little Ouachita (WASH-etaw) Baptist College in Arkadelphia, Ark., and was overlooked in the 1970 collegiate draft. The Cowboys saw him in two game films and signed him as a free agent.

PERSONAL: A native of Fayetteville, Ark., Cliff and his wife Linda make their home in Dallas. During the off-season he did some work for the Diabetes Association in the area.


HARRIS' COWBOYS RECORDS

Year	Pass Interceptions					TD
	No.	Yds.	Avg.	Long	TD	
1970	2	66	33.0	60	0	
1971	2	0	0.0	0	0	
1972	3	40	13.3	23	0	
1973	2	9	4.5	5	0	
TOTALS	9	115	12.8	60	0	

Year	Kickoff Returns					TD
	No.	Yds.	Avg.	Long	TD	
1970	1	22	22.0	22	0	
1971	29	823	28.4	77	0	
1972	26	615	23.7	44	0	
1973	6	148	24.7	33	0	
TOTALS	62	1608	25.9	77	0	

Year	Opponents' Fumble Recoveries					TD
	No.	Yds.	Avg.	Long	TD	
1970	3	31	10.3	31	0	
1971	3	—6	—2.0	—6	0	
1972	2	13	6.5	13	0	
TOTALS	8	38	4.8	31	0	

Year	Punt Returns					TD
	No.	Yds.	Avg.	Long	TD	
1971	17	129	7.6	35	0	
1972	19	78	4.1	21	0	
1973	3	20	6.7	12	0	
TOTALS	39	227	5.8	35	0	





Bob Hayes • 22

WIDE RECEIVER • FLORIDA A&M • 10th YEAR
HT: 5-11 • WT: 185 • BORN: 12/20/42 • (D-7, Future, '63)

PRO: The greatest touchdown producer in Cowboys history got back on the board in 1973, and while it wasn't one of Hayes' better years it served notice that he's still a force to be reckoned with. "There's no one who can make a defense commit itself as much as Hayes can," says Spider Lockhart of the New York Giants. "He can explode and make things happen," says Roger Staubach. "As long as Bobby is in the lineup the other team has to make adjustments it doesn't normally make." Hayes' greatest asset, of course, is his blazing speed. He's shown on the pro track circuit over the past two off-seasons that the speed is still there. "I can still get deep," says Bob, "zone defenses or no zone defenses. I'm still the same Bobby Hayes." Bob is the Cowboys' all-time leader in scoring (75 touchdowns), receiving (358 catches for 7,177 yards) and punt returns, although he hasn't run back kicks for the past several seasons.

COLLEGE: Drafted as a "future" in 1963, Bob didn't join the Cowboys until 1965 because of the '64 Olympics. He won two gold medals at Tokyo that year. In football for Coach Jake Gaither at Florida A&M, Bob was a running back who Gaither said "wouldn't have gone out for track if it meant giving up football." Bob's 9.1 in the 100 wasn't bettered until Ivory Crockett did it in 9.0 earlier this year.

PERSONAL: Bob, his wife Altamease and daughter Adrienne LaRori (12/31/68) live in Dallas where Bob is chief executive officer with Apollo Airlines flying Texas and Oklahoma.

HAYES' COWBOYS RECORDS

Receiving						Rushing					
Year	No.	Yds.	Avg.	Long	TD	Year	No.	Yds.	Avg.	Long	TD
1965	46	1003	21.8	82	12	1965	4	-8	-2.0	11	1
1966	64	1232	19.3	95	13	1966	5	-1	-0.2	-1	0
1967	49	998	20.4	64	10	1968	4	2	0.5	6	0
1968	53	909	17.2	54	10	1969	4	17	4.3	6	0
1969	40	746	18.7	67	4	1970	4	34	8.5	13	1
1970	34	889	26.1	89	10	1971	3	18	6.0	11	0
1971	35	840	24.0	85	8	1972	2	8	4.0	7	0
1972	15	200	13.3	29	0	TOTALS	26	70	2.7	13	2
1973	22	360	16.4	47	3	Punt Returns					
TOTALS	358	7177	20.0	95	70	Year	No.	Yds.	Avg.	Long	TD
Kickoff Returns						1965	12	153	12.8	47	0
Year	No.	Yds.	Avg.	Long	TD	1966	17	106	6.2	18	0
1965	17	450	26.5	66	0	1967	24	276	11.5	69	1
1967	1	17	17.0	17	0	1968	15	312	20.8	90	2
1968	1	20	20.0	20	0	1969	18	179	9.9	50	0
1969	3	80	26.7	46	0	1970	15	116	7.7	34	0
1971	1	14	14.0	14	0	1971	1	5	5.0	5	0
TOTALS	23	581	25.3	66	0	TOTALS	102	1147	11.2	90	3
Opponents' Fumble Recoveries						Opponents' Fumble Recoveries					
Year	No.	Yds.	Avg.	Long	TD	Year	No.	Yds.	Avg.	Long	TD
1971	1	0	0.0	0	0	1971	1	0	0.0	0	0

Calvin Hill • 35



RUNNING BACK • YALE • 6th YEAR
HT: 6-4 • WT: 227 • BORN: 1/2/47 • (D-1 FOR '69)

PRO: Heading into his final season with the Cowboys (he moves to the World Football League in 1975), Calvin ranked second behind Don Perkins on the list of all-time Cowboys rushing leaders. Hill put 1,000-yard seasons back-to-back — 1,036 yards in '72, 1,142 in '73 — and prior to that feat no Cowboy had ever rushed for as many as 1,000 yards in one season. He made All-Pro for the second time and for the second year in a row led the team in receiving. "I've learned how to read my blocks better," says Calvin, discussing his emergence as a premier runner. "I became more aware of my blockers. I realized there were certain things I could do behind certain blockers. And I guess you could say I became a little more conservative. Things like jumping just came natural to me, but I had to cut that out. It got me into trouble." Calvin is so big and fast and presents such an inviting target to tacklers that he takes quite a pounding every Sunday. "He takes more punishment than anyone," says fellow running back Robert Newhouse. "Sometimes it takes a few days for the soreness to wear off," admits Hill, "but then I'm ready to go again." Still, except for a freak elbow injury late in the divisional playoff game against Los Angeles last year, no one was able to knock Calvin out of the lineup in the past two seasons.

COLLEGE: Calvin accounted for more than 2,600 yards total offense at Yale as his three varsity teams had records of 4-5, 8-1 and 8-0-1. In track, he had a long jump of 25-1½ and a triple jump of 51-5¼.

PERSONAL: For the past two years Calvin served as National Sports Chairman for the National Association of Retarded Children. Calvin, his wife Janet and son Grant Henry (10/5/72) live in Dallas.

HILL'S COWBOYS RECORDS

Rushing					Receiving						
Year	No.	Yds.	Avg.	Long	TD	Year	No.	Yds.	Avg.	Long	TD
1969	204	942	4.6	55	8	1969	20	232	11.6	28	0
1970	153	577	3.8	20	4	1970	13	95	7.3	21	0
1971	106	468	4.4	17	8	1971	19	244	12.8	27	3
1972	245	1036	4.2	26	6	1972	43	364	8.5	33	3
1973	273	1142	4.2	21	6	1973	32	290	9.1	29	0
TOTALS	981	4165	4.2	55	32	TOTALS	127	1225	9.6	33	6
Kickoff Returns					Opponents' Fumble Recoveries						
Year	No.	Yds.	Avg.	Long	TD	Year	No.	Yds.	Avg.	Long	TD
1969	4	125	31.3	46	0	1972	1	0	0.0	0	0
Passing											
Year	Att.	Comp.	Yds.	Pct.	Int.	Avg. Gn.	TD				
1969	3	3	137	100.0	0	45.7	2				
1970	4	1	12	25.0	0	3.0	0				
1971	1	0	0	0.0	1	0.0	0				
1972	3	1	55	33.3	0	18.3	1				
1973	1	0	0	0.0	0	0.0	0				
TOTALS	12	5	204	41.7	1	17.0	3				



Lee Roy Jordan • 55

LINEBACKER • ALABAMA • 12th YEAR
 HT: 6-1 • WT: 221 • BORN: 4/27/41 • (D-1 FOR '63)

PRO: Jordan, improving with age, had his finest season in 1973 and was named All-Pro middle linebacker. Against Philadelphia he was in on 21 tackles and Tom Landry said it was "probably the best day any linebacker ever had for the Cowboys." The next week, against Cincinnati, Lee Roy intercepted three passes in the first quarter to put the Bengals in a hole from which they could not emerge. "He has range and experience," said Cincy quarterback Ken Anderson. "He just seems to get to the right place at the right time." Says Jordan, "I've been around all these years. I should have learned something. I should be able to get to the right place at the right time quicker." On the first play of the playoff game against Los Angeles he intercepted a pass to get the Cowboys off to another fast start. "My mental outlook is good," said Lee Roy, looking ahead to his 12th pro season. "My mind is right and says go make tackles." Cowboys Special Assistant Ermal Allen points out, "In addition to his tackling and pass defense (Jordan led the team in interceptions in '73), Lee Roy calls our defensive audibles. Plus, he's a heckuva leader. That's another thing that figures when you're talking about the top middle linebackers." Teammate Cliff Harris: "Lee Roy pulls things together. He just does a super job out there." Jordan sums it up this way: "To me a football game is like a day off. I grew up picking cotton on my daddy's farm and nobody asked for your autograph or put your name in the paper for that."

COLLEGE: Everybody's All-American at Alabama, Lee Roy was named the nation's outstanding lineman his senior year. "If he stays in bounds," said Coach Paul Bryant, "Lee Roy will get him."

PERSONAL: Lee Roy, a native of Excel, Ala., lives in Dallas with his wife Biddy and sons David (12/8/65), Patrick Lee (5/23/68) and Christopher (5/5/73). Lee Roy is associated with the real estate firm of Claude R. McClennahan, Inc., in Dallas.

JORDAN'S COWBOYS RECORDS

Pass Interceptions					Opponents' Fumble Recoveries					
Year	No.	Yds.	Avg. Long	TD	Year	No.	Yds.	Avg. Long	TD	
1963	3	41	13.7	23	0	1963	1	0	0.0	0
1964	1	3	3.0	3	0	1964	1	0	0.0	0
1966	1	49	49.0	49	1	1966	1	28	28.0	28
1967	3	85	28.3	40	1	1968	2	9	4.5	9
1968	3	17	5.7	7	0	1969	2	0	0.0	0
1969	2	38	19.0	38	0	1970	1	0	0.0	0
1970	1	0	0.0	0	0	1971	3	0	0.0	0
1971	2	34	17.0	23	0	1972	1	0	0.0	0
1972	2	18	9.0	12	0	TOTALS	12	37	3.1	28
1973	6	78	13.0	31	1					
TOTALS	24	363	15.1	49	3					

Mike Keller • 57

LINEBACKER • MICHIGAN • 2nd YEAR
HT: 6-4 • WT: 221 • BORN: 12/13/49 • (D-3 FOR '72)

PRO: Keller missed the entire 1973 season after undergoing shoulder surgery, but was pronounced fit to make a bid to regain his spot on the roster in '74. "We'll have to see how Mike responds," said Tom Landry. "Before he was injured we thought he was a promising prospect. This training camp will be very important to him." A defensive end in college, Keller made the switch to outside linebacker as a rookie in '72.

COLLEGE: Mike was a three-year regular at defensive end at Michigan, twice earning All-Big Ten honors.

PERSONAL: Mike and his wife Kathy live in Dallas, where he worked in the Cowboys scouting department after recovering from surgery last year.



D. D. Lewis • 50

LINEBACKER • MISSISSIPPI STATE • 6th YEAR
HT: 6-1 • WT: 225 • BORN: 10/16/45 • (D-6 FOR '68)

PRO: As expected, Lewis moved right in as weakside linebacker last year when All-Pro Chuck Howley announced his retirement. D. D. had spent four years of apprenticeship and was ready when the time came to take over a starting role. Although he never complained about his time as Howley's backup and captain of the special teams, Lewis admitted last year that it was difficult at times. "I look back on all the time I spent sitting on the bench and I don't know how I got through it so long," he said. "There is nothing like starting, I guarantee you." The coaching staff was not surprised when D. D. performed well all year, recovering two fumbles and scoring a touchdown after picking up a blocked punt against the Giants. "I'm not just saying he is a steady linebacker," says Linebackers Coach Jerry Tubbs. "I'm saying he can be a very good one." Says Tom Landry, "D. D. doesn't have great size for a linebacker, but when he hits people they think he's bigger than he is. He is a hitter." Lewis is a versatile athlete, a capable punter who also can be pressed into service as a snapper for punts and placements. For the time being, however, he would rather be known simply as a starting linebacker for the Dallas Cowboys.

COLLEGE: D. D. made All-Southeastern Conference twice at Mississippi State. As a senior he was All-American and conference Defensive Player of the Year.

PERSONAL: D. D. — Dwight Douglas — lives in Dallas with his wife Margaret and their daughter Christi (10/17/69).



LEWIS, Cont.

LEWIS' COWBOYS RECORDS

Year	Kickoff Returns				
	No.	Yds.	Avg.	Long	TD
1971	1	15	15.0	15	0

Year	Pass Interceptions				
	No.	Yds.	Avg.	Long	TD
1971	1	0	0.0	0	0
1972	1	15	15.0	15	0
TOTALS	2	15	7.5	15	0

Year	Opponents' Fumble Recoveries				
	No.	Yds.	Avg.	Long	TD
1971	2	0	0.0	0	0
1973	2	4	2.0	4	0
TOTALS	4	4	1.0	4	0

Year	Scoring			
	TD	PAT	FG	PTS
1973	1*	0	0	6

*Recovered blocked punt in end zone.



Bob Lilly • 74



DEFENSIVE TACKLE • TEXAS CHRISTIAN • 14th YEAR
HT: 6-5 • WT: 260 • BORN: 7/26/39 • (D-1 FOR '61)

PRO: He is "Mr. Cowboy." The first player drafted by the Dallas club, seven years an All-Pro, 11 Pro Bowls, 182 consecutive regular season games, Lilly IS the Dallas Cowboys to a lot of people. He finally missed a game last year, a leg injury forcing him out of the NFC Championship against Minnesota. Bob didn't like that, and by June 1, 1974, an off-season conditioning program had him weighing a svelte 253 pounds and looking ahead with gusto to his 14th pro season. "Bob Lilly will come back, work hard, and he will still be one of the top defensive tackles in football," said Tom Landry. "Lilly is so quick and smart," says Bob Griese of the Dolphins, "he's almost impossible to fool. He is not enormous but he is strong enough so that there isn't any use arguing with him if he gets hold of your jersey. You just fall whichever way Lilly wants." Says Lilly, "My feeling is we shouldn't let them move the ball no matter where they get it, in our end of the field or their end of it." Quickness always has been Bob's most impressive attribute, and over the years he's added a few refinements. "I like to create some doubt in the man I'm playing against," says Lilly. "If he's not sure what I'm going to do, he can't block me." Landry, who has seen Lilly in every game across the years, adds the final word: "There won't be another Bob Lilly in my time. You're observing a man who will become a legend."

COLLEGE: Bob was an All-American and two-time All-Southwest Conference choice at Texas Christian. The Cowboys, who did not participate in the 1960 college selections, made him their first draft choice in 1961.

PERSONAL: Bob and his wife Ann live in Dallas where he is active in several businesses including a nightclub called Bob Lilly's Other Place. He is publisher of Bob Lilly's Pro Report, a weekly newspaper printed during the season. Bob was born in Throckmorton, Tex., and was an All-Stater in football and basketball at Pendleton, Ore. Bob's children are Bob Jr. (7/19/62), Katharine (4/22/64) and Christienne (7/21/65).

LILLY'S COWBOYS RECORDS

Opponents' Fumble Recoveries					Pass Interceptions				
Year	No.	Yds.	Avg. Long	TD	Year	No.	Yds.	Avg. Long	TD
1961	1	0	0.0	0	1965	1	17	17.0	1
1962	1	0	0.0	0					
1963	1	42	42.0	42					
1964	3	4	1.3	4					
1965	2	41	20.5	41					
1966	1	0	0.0	0					
1968	1	0	0.0	0					
1969	2	9	4.5	9					
1971	1	7	7.0	7					
1973	2	6	3.0	6					
TOTALS	15	109	7.3	42					



Dave Manders • 51

CENTER • MICHIGAN STATE • 10th YEAR
HT: 6-2 • WT: 250 • BORN: 2/20/41 • (FA FOR '64)

PRO: Manders announced his retirement in 1973, but returned to the Cowboys after the first regular season game to snap for punts and placements. His contributions proved invaluable as he performed his specialty flawlessly for the rest of the year. "I just decided I'd like to be part of another championship team," Dave said. Pressed for details, Manders' wry sense of humor couldn't be restrained: "The hardest thing is that the good things about the game hang on. The idea of working together with the guys, for instance. The thrill of snapping the ball with Dick Butkus breathing on you . . ." Whatever the reasons, Dave came back and the '74 Cowboys were looking forward to another season with him over the ball in crucial situations.

COLLEGE: Dave won honorable mention All-America recognition as a senior at Michigan State. Passed up in the draft, he played two years of semi-pro football before joining the Cowboys in 1964.

PERSONAL: Dave lives in Dallas with his wife Betty and their children Mark (10/18/62), Mike (6/18/65) and Catherine Elizabeth (10/3/69). He is general sales manager for radio station KTLC in Dallas and served as co-chairman for the 1974 Jerry Lewis muscular dystrophy telethon.



Harvey Martin • 79

DEFENSIVE END • EAST TEXAS STATE • 2nd YEAR
HT: 6-5 • WT: 262 • BORN: 11/16/50 • (D-3 FOR '73)

PRO: Martin led the team in sacking the quarterback in '73, crashing through for nine traps while playing less than half the time. He credits a rugged training camp for his emergence as a potential starter in his rookie season. "I remember the first day I practiced against Rayfield Wright. He hauled off and hit my helmet, put spots right between my eyes. It was a rude awakening. 'Hello, Mr. Martin. This is the NFL.'" By the end of the season, Tom Landry was saying, "Martin is rough and tough and he's intimidating. If he continues that style of play it's going to be pretty tough to keep him out of there."

COLLEGE: Harvey was an All-Conference selection at East Texas State, and for two years was a teammate of the Pittsburgh Steelers' Dwight White.

MARTIN, Cont.

PERSONAL: A native of Dallas (South Oak Cliff High School), Harvey is a bachelor who still lives in his hometown.

MARTIN'S COWBOYS RECORDS

Year	Opponents' Fumble Recoveries				TD
	No.	Yds.	Avg.	Long	
1973	1	0	0.0	0	0

Craig Morton • 14

QUARTERBACK • CALIFORNIA • 10th YEAR
HT: 6-4 • WT: 214 • BORN: 2/5/43 • (D-1 FOR '65)



PRO: Morton, headed for the World Football League in 1975, fills the experienced backup role behind Roger Staubach this year. "We are going to have to develop another backup quarterback," said Tom Landry in the off-season, "but Craig has the ability and know-how to get the job done in '74." Morton was the Cowboys' starting quarterback in 1969 and 1970, the latter year being the team's first in the Super Bowl, and was No. 1 again in '72 when Staubach missed most of the season with a shoulder injury. Craig spent the first four years of his career backing up Don Meredith, then took over the No. 1 job for two seasons despite surgery on his passing arm following both the '69 and '70 campaigns. He owns the club record for most completions in a season (185 in 1972) and shares the record for most consecutive passes completed (10) and most touchdown passes in a single game (five).

COLLEGE: Craig was an All-America quarterback at California in 1964. He turned down a baseball bonus offer to join the Cowboys.

PERSONAL: Craig is a bachelor who lives in Dallas. He was an All-State football, basketball and baseball player in high school at Campbell, Calif.

MORTON'S COWBOYS RECORDS

Year	Att.	Passing				Avg. Gn.	TD	Rating
		Comp.	Yds.	Pct.	Int.			
1965	34	17	173	50.0	4	5.1	2	45.0
1966	27	13	225	48.1	1	8.3	3	98.4
1967	137	69	987	50.4	10	7.1	10	68.0
1968	85	44	752	51.8	6	8.9	4	68.2
1969	302	162	2619	53.6	15	8.7	21	85.4
1970	207	102	1819	49.3	7	8.8	15	89.7
1971	143	78	1131	54.5	8	7.9	7	73.4
1972	339	185	2396	54.6	21	7.1	15	65.9
1973	32	13	174	40.6	1	5.4	3	77.0
TOTALS	1306	683	10276	52.3	73	7.9	80	75.4

Year	Rushing				Lg.	TD
	No.	Yds.	Avg.	Yds.		
1965	3	—8	—2.7	5	0	0
1966	7	50	7.1	12	0	0
1967	15	42	2.8	11	0	0
1968	4	28	7.0	12	2	2
1969	16	62	3.4	15	1	1
1970	16	37	2.3	11	0	0
1971	4	9	2.3	4	1	1
1972	8	26	3.3	12	2	2
1973	1	0	0.0	0	0	0
TOTALS	74	246	3.3	15	6	6



Ralph Neely • 73

TACKLE • OKLAHOMA • 10th YEAR
HT: 6-6 • WT: 265 • BORN: 9/12/43 • (TRADE, BALT., '65)

PRO: Ralph's road through 10 years in the NFL has been a rocky one for a guy who moved into the starting lineup the first day of his rookie season. Neely made All-Pro four times at right tackle, then was moved to left tackle when Rayfield Wright emerged in 1970. In 1971, as the Cowboys were driving to their first World Championship, Ralph broke an ankle and missed the last half of the season, the playoffs, and the Super Bowl. He's had three knee operations and he played the 1972 season with a broken hand. Through it all, Neely has remained one of the finest technicians at his position in the game. And, heading into the '74 season, he said: "Right now I think I'm as good as I've ever been. The left tackle position is easier and more natural for me. I do things now on reaction rather than having to think about what I'm doing."

COLLEGE: Ralph was a two-time All-America tackle at Oklahoma.

PERSONAL: Ralph, a native of Little Rock, Ark., who grew up in Farmington, N. M., lives in Dallas with his wife Dianne and their children Dale (12/31/66) and Dedra Ann (6/23/69). He is co-owner of North Texas Trailer Manufacturing Co., a firm that builds custom boat trailers. Ralph also is on the board of directors of Camp Sweeney, a north Texas summer camp for diabetic children that is the only camp of its kind in the country, and he and Dianne are active in the North Texas Diabetes Association.

NEELY'S COWBOYS RECORDS

Year	Kickoff Returns					Year	Rushing				
	No.	Yds.	Avg.	Long	TD		No.	Yds.	Avg.	Long	TD
1966	2	18	9.0	13	0	1972	1	10	10.0	10	0
1968	3	17	5.7	9	0						
TOTALS	5	35	7.0	13	0						

Other Cowboys With Pro Experience . . .

PAUL GIBSON, a 6-2, 195-pound wide receiver from Texas-El Paso, played with the Green Bay Packers in 1972.

TOM GIPSON, a 6-7, 290-pound defensive tackle from North Texas State, was with the Oakland Raiders in 1971.

JOHN SMITH, 6-1, 187-pound wide receiver, UCLA. John was on the Cowboys' inactive roster in 1973, playing minor league football in Madison, Wis.

DAN WERNER, a 6-4, 195-pound quarterback from Michigan State, was with the Cowboys in training camp in 1973 after being drafted in the eighth round.

WILLIE WILLIAMS, 6-3, 200, a defensive back from Florida Southern, was in the New York Giants' training camp in 1973.

Robert Newhouse • 44

RUNNING BACK • HOUSTON • 3rd YEAR
HT: 5-10 • WT: 202 • BORN: 1/9/50 • (D-2 FOR '72)



PRO: With Calvin Hill moving to the World Football League in 1975, Newhouse was considered the top candidate to move in as Hill's replacement. "We need to groom someone to replace Hill at halfback," said Tom Landry, "and Robert Newhouse is the most likely candidate. We feel he was our best breakaway runner the past two years. He will get his opportunity now to play." Newhouse, backing up both Hill and Walt Garrison in '72 and '73, averaged nearly five yards a carry while rushing for a total of 552 yards those two seasons. "He has proven he has starting capabilities," says Offensive Backfield Coach Ed Hughes. "Those bigger guys on defense have a difficult time getting underneath to get their shoulders in on a tackle, and you just can't arm-tackle him. He's too strong." Says Bob Matheson of the Dolphins, "I hit him high one time and I did a complete somersault. It was like riding a bucking bronco." Buck Buchanan of the Chiefs: "He's a helluva football player. He never gives up. He's always after that extra yard and you can never let up on him." On the possibility of moving in at halfback, Robert says, "I like running at halfback. You get to read and pick your holes more. You have more room to maneuver. But my goal is to play the best I can at all times and whatever happens will happen."

COLLEGE: Robert rushed for 2,961 yards in his career at Houston, averaging 6.4 yards a carry and scoring 19 touchdowns.

PERSONAL: Robert and his wife live in Houston, where he spent the past off-season working for a computer company.

NEWHOUSE'S COWBOYS RECORDS

Rushing					Receiving						
Year	No.	Yds.	Avg.	Long	TD	Year	No.	Yds.	Avg.	Long	TD
1972	28	116	4.1	19	1	1972	1	8	8.0	8	0
1973	84	436	5.2	54	1	1973	9	87	9.7	38	1
TOTALS	112	552	4.9	54	2	TOTALS	10	95	9.5	38	1

Kickoff Returns					
Year	No.	Yds.	Avg.	Long	TD
1972	18	382	21.2	30	0
1973	3	62	20.7	26	0
TOTALS	21	444	21.1	30	0





John Niland • 76

GUARD • IOWA • 9th YEAR
HT: 6-3 • WT: 245 • BORN: 2/29/44 • (D-1 FOR '66)

PRO: Niland, despite playing all season with a painful elbow injury, again made the All-NFC team in '73 and the Pro Bowl—his sixth straight trip to the NFL's post-season all-star game. Tom Landry thinks Niland and Blaine Nye make up the best combination of guards in the league. "I'm geared to win," says Niland. "I enjoy going out there on Sunday afternoon and knocking the heck out of somebody. That's what I'm paid for and that's what I enjoy doing. I think every man on the field feels the same way." "The thing about Niland," says Offensive Coordinator Jim Myers, "is that he doesn't use his hands when he blocks. That's very unusual for an offensive lineman. John, in effect, handicaps himself. Yet he's an All-Pro player." Says Niland, "I suppose if I used my hands I might be more effective. But why take a chance on getting a penalty? The number of times I've been penalized for holding I can count on one hand." Niland does, however, use his head as a pretty effective weapon. "I break my helmets and get a lot of cuts in the forehead and on the nose," he says, "but the butt block is the most effective block for me. Through weightlifting I've built my neck up to 20 inches and I like to take advantage of that."

COLLEGE: A fullback as a sophomore at Iowa, John moved to guard the next season and was an All-American when the Cowboys drafted him in the first round after his senior campaign.

PERSONAL: John was born in Quincy, Mass., and grew up in Amityville, N. Y. He and his wife Iree live in Dallas, where John is active in a number of business ventures. He has a well-established scholarship fund for deserving students, and last June sponsored the John Niland Celebrity Golf Tournament in Dallas with proceeds going to the Fellowship of Christian Athletes.

NILAND'S COWBOYS RECORDS

Year	Scoring			PTS
	TD	PAT	FG	
1972	1*	0	0	6

*Recovered fumble in end zone.



Blaine Nye • 61

GUARD • STANFORD • 7th YEAR
HT: 6-4 • WT: 251 • BORN: 3/29/46 • (D-5 FOR '68)

PRO: People began to notice Nye in 1973, after he had spent most of his career in the shadow of his partner on the other side of center, John Niland. But Blaine made All-Pro in

NYE, Cont.

'72. "I guess that was a major breakthrough," says Nye, "since John always got most of the publicity. But that hasn't bothered me the past couple of years since everybody wants to know how I feel about not getting any publicity. Actually, I've become famous from people asking me how it feels not to be famous." Blaine has helped his own cause along those lines with interviews like these: Question — How would you describe your style of play? Nye — "Normally, I overwhelm my opponent with mediocrity." Question — What is a defensive lineman's best weapon? Nye — "I would say the hand slap to the head. This can lead to blurred vision, slurred speech and eventual total deafness if they hit the ear hole in your helmet repeatedly. I counter this maneuver by ducking."

COLLEGE: After playing offense his sophomore year at Stanford, Blaine was moved to the defensive line as a junior and senior.

PERSONAL: Blaine, his wife Annabelle and their children Melissa Madeline (2/6/68) and Blaine (12/21/69) live in Menlo Park, Calif., during the off-season. He owns a Masters Degree in Business Administration from Stanford and a Masters in Physics from the University of Washington.

Drew Pearson • 88

WIDE RECEIVER • TULSA • 2nd YEAR
HT: 6-0 • WT: 175 • BORN: 1/12/51 • (FA FOR '73)



PRO: Pearson was THE big surprise of the 1973 season for the Cowboys. Signed as a free agent after being passed up in the draft, by the end of the year he was starting and catching clutch touchdown passes. The big one was an 83-yarder from Roger Staubach that killed the Rams' hopes in the divisional playoffs. "When Drew came to Dallas after he signed, and we watched him work out," says Tom Landry, "we knew we had something different here. He can get open, he can get deep in a hurry and he's a great fluid receiver." There's something else about Drew that belies his frail appearance. "He's gotten up from some shots you wouldn't believe," says Linebackers Coach Jerry Tubbs. "I do believe we've found us something."

COLLEGE: Tulsa was a run-oriented team when Drew was there, and although he was a regular his pass-catching skills weren't showcased for the scouts. He played quarterback as a freshman and sophomore.

PERSONAL: Drew and his wife Marsha live in Dallas. Marsha's father is Marques Haynes, the legendary Harlem Globetrotters star. Drew is a native of South River, N. J.

PEARSON'S COWBOYS RECORDS

Year	Receiving				TD	Year	Punt Returns				
	No.	Yds.	Avg.	Long			No.	Yds.	Avg.	Long	TD
1973	22	388	17.6	40	2	1973	2	13	6.5	13	0
Kickoff Returns											
Year	No.	Yds.	Avg.	Long	TD						
1973	7	155	22.1	26	0						



Jethro Pugh • 75

DEFENSIVE TACKLE • ELIZABETH CITY STATE • 10th YEAR
HT: 6-6 • WT: 260 • BORN: 7/3/44 • (D-11 FOR '65)

PRO: After back-to-back seasons (1972 and '73) considered by the coaching staff to be his best yet, Pugh was ready in '74 for a run at the honors that so far have eluded him. After nine seasons in the league, the big tackle still was looking for his first All-Pro or Pro Bowl recognition. "Jethro Pugh is an exceptionally good football player," says Tom Landry. "He definitely should be in the Pro Bowl," says Defensive Coordinator Ernie Stautner. "If it wasn't for a name like Jethro Pugh, I might really be anonymous," jokes Jethro. The problem, of course, is that Pugh has spent his entire career playing alongside a legend, Bob Lilly. "It's pretty tough to get two All-Pros from the same defensive line," says Stautner, "but Jethro is very deserving." Pugh's big moment in '73 came when he scooped up a fumble against the Cincinnati Bengals and rumbled 35 yards before running out of gas at the Bengal 7. "Pugh may have to work a little on his speed this week," said Landry, "but he showed great open-field running ability." Jethro led the team in fumble recoveries, with four.

COLLEGE: Jethro enrolled at Elizabeth City State without a scholarship, but ended up as a two-time All-Conference tackle and was named his team's Most Valuable Lineman as a senior. He was only 20 years old when the Cowboys drafted him on the 11th round in 1965.

PERSONAL: Jethro, his wife Beverly and their children Jethro III (10/20/68) and Jethrolyn Jo (3/3/71) live in Dallas. He is assistant vice president of Programs, Inc., a firm which promotes and distributes a quick energy drink called "Extra Energy."

PUGH'S COWBOYS RECORDS

Year	No. Opponents'	Yds. Fumble	Avg. Long TD			Interceptions					
			Recoveries			Year	No.	Yds.	Avg.	Long	TD
1969	1	0	0.0	0	0	1970	1	0	0.0	0	0
1971	1	0	0.0	0	0						
1972	1	0	0.0	0	0						
1973	4	35	8.8	35	0						
TOTALS	7	35	5.0	35	0						



Mel Renfro • 20

CORNERBACK • OREGON • 11th YEAR
HT: 6-0 • WT: 190 • BORN: 12/30/41 • (D-2 FOR '64)



PRO: Renfro had the kind of year expected of him in 1973. He made All-Pro for the fifth time and was selected for the Pro Bowl for the 10th time in as many seasons (he was Pro Bowl MVP in '71). Defensive Backfield Coach Gene Stallings spells out perfectly the way the Cowboys regard Mel. "There couldn't possibly be a better cornerback in football week in and week out. You see what he does on passes, though not very much because they don't throw at him. But watch him force a running play. He's like a cutting horse in there, darting in and out. He's so quick. I've never seen anything like him on films or anywhere else." Renfro intercepted two passes in '73 to run his career total to 42, best in Cowboys history. And yet those figures are misleading, because Mel just doesn't get that much business at his right cornerback position. "I stay away from Renfro," says Rams quarterback John Hadl. "I don't like fooling with him. He's the best in the league." Says Tom Landry, "When you have Mel Renfro at one cornerback, the other cornerback can expect to be attacked."

COLLEGE: Mel was one of the great athletes in Oregon history. He was an All-America halfback and a trackman with bests of 9.6 in the 100, 13.8 in the high hurdles and 25-11 $\frac{3}{4}$ in the long jump.

PERSONAL: Mel was born in Houston, grew up in Portland and now lives near there in Troutdale, Ore. He and his wife Pat have three children, Mel Jr. (1/25/64), Tony (3/29/65) and Cindy (3/14/68). Mel operates "Mel Renfro's Bicycle City" in Portland.

RENFRO'S COWBOYS RECORDS

Pass Interceptions					
Year	No.	Yds.	Avg.	Long	TD
1964	7	110	15.7	39	1
1965	2	92	46.0	90	1
1966	2	57	28.5	33	0
1967	7	38	5.4	30	0
1968	3	5	1.7	5	0
1969	10	118	11.8	41	0
1970	4	3	0.8	3	0
1971	4	11	2.8	7	0
1972	1	0	0.0	0	0
1973	2	65	32.5	35	1
TOTALS	42	499	11.9	90	3

Kickoff Returns					
Year	No.	Yds.	Avg.	Long	TD
1964	40	1017	25.4	64	0
1965	21	630	30.0	100	1
1966	19	487	25.6	87	1
1967	5	112	22.4	30	0
TOTALS	85	2246	26.4	100	2

Rushing					
Year	No.	Yds.	Avg.	Long	TD
1966	8	52	6.5	27	0

Punt Returns					
Year	No.	Yds.	Avg.	Long	TD
1964	32	418	13.1	69	1
1965	24	145	6.0	35	0
1966	21	123	5.9	38	0
1967	3	—	—0.3	7	0
1969	15	80	5.3	34	0
1970	13	77	5.9	29	0
TOTALS	108	842	7.8	69	1

Opponents' Fumble Recoveries					
Year	No.	Yds.	Avg.	Long	TD
1965	2	1	0.5	1	0
1967	1	0	0.0	0	0
1968	1	6	6.0	6	0
1972	1	3	3.0	3	0
1973	2	0	0.0	0	0
TOTALS	7	8	1.1	6	0

Receiving					
Year	No.	Yds.	Avg.	Long	TD
1966	4	65	16.3	42	0



Golden Richards • 83

WIDE RECEIVER • HAWAII • 2nd YEAR
HT: 6-0 • WT: 172 • BORN: 12/31/50 • (D-2 FOR '73)

PRO: Richards broke loose on a 63-yard touchdown punt return against the Vikings in the NFC Championship Game to cap a promising rookie season. Golden led the team in punt returns and, backing up Bob Hayes, caught six passes including a 53-yarder for a touchdown. "Richards has the Bob Hayes brand of speed," says Tom Landry, "the ability to burst deep behind the secondary." Says Golden of the '73 season, "When you're not a regular, you've got to nickel and dime 'em to death. You've got to contribute any way you can."

COLLEGE: Golden led the nation in punt returns as a junior at Brigham Young, then transferred to Hawaii where his senior year was cut short by a leg injury.

PERSONAL: Golden and his bride Barbara live in Dallas. He is a Salt Lake City native whose basketball-playing brother Doug was drafted on the 14th round by the Cowboys in '74.

RICHARDS' COWBOYS RECORDS

Rushing					Receiving						
Year	No.	Yds.	Avg.	Long	TD	Year	No.	Yds.	Avg.	Long	TD
1973	1	2	2.0	2	0	1973	6	91	15.2	53	1
Punt Returns					Kickoff Returns						
Year	No.	Yds.	Avg.	Long	TD	Year	No.	Yds.	Avg.	Long	TD
1973	21	139	6.6	46	0	1973	3	44	14.7	20	0



Larry Robinson • 45

RUNNING BACK • TENNESSEE • 2nd YEAR
HT: 6-4 • WT: 210 • BORN: 4/6/51 • (FA FOR '73)

PRO: Robinson played no college football, concentrating on basketball at Tennessee, but the Cowboys thought enough of his athletic ability to sign him as a free agent. Larry made the club at running back and appeared in four games as a kickoff returner and on special teams. His potential is such that Tom Landry includes Robinson when he talks about "our good stable of young runners."

COLLEGE: Larry was Tennessee's basketball captain and was an All-Southeastern Conference choice in that sport.

PERSONAL: Larry is a native of Appomattox, Va. He and his wife Rosalind spent the off-season in Knoxville, Tenn., where Larry completed work on his degree.

ROBINSON'S COWBOYS RECORDS

Rushing					Kickoff Returns						
Year	No.	Yds.	Avg.	Long	TD	Year	No.	Yds.	Avg.	Long	TD
1973	2	17	8.5	11	0	1973	4	86	21.5	28	0

Roger Staubach • 12

QUARTERBACK • NAVY • 6th YEAR
 HT: 6-3 • WT: 197 • BORN: 2/5/42 • (D-10, Future, '64)



PRO: "Roger Staubach ranks with the best quarterbacks in the game now," says Tom Landry, "but we feel his potential has not been reached." Strong words when you consider Staubach led the NFL in passing in his first two seasons as the team's starter, 1971 and 1973 (he missed most of the '72 campaign with a shoulder injury). "He can make a positive play out of one that starts out like a loser," says the Dolphins' Bob Griese. "You talk to him for awhile and you have to be impressed with his outlook on life and football. He'll be the quarterback for Dallas for however long he wants to play." Denver Coach John Ralston, after Roger's 14-for-18, 240-yard, two-touchdown day against the Broncos: "We were too concerned with his ability to run, and forgot about how well he throws. Staubach is just an exceptionally fine athlete." Cincinnati's Mike Reid: "He's a super quarterback, a threat on every play." Staubach completed 62.6 per cent of his passes in '73 to break his own club record set in '71, and fell just one touchdown pass short of Don Meredith's club record of 24. "I don't care if it's golf or pool or what," says Staubach, "I love to win. You can carry that attitude too far, of course. I don't advocate it for kids in the pee wee leagues. But in pro football winning is all there is."

COLLEGE: Staubach won the Heisman Trophy and the Maxwell Award as a junior at Navy, lettered in basketball and baseball, and captained the 1965 College All-Star team.

PERSONAL: After graduating from the Naval Academy, Roger spent four years in the Navy and reported to the Cowboys as a 27-year-old rookie in 1969. "That may work to my advantage in the long run," he says. "I didn't take the physical pounding during those years that I would have if I'd come directly to the Cowboys." A native of Cincinnati, Roger lives in Dallas with his wife Marianne and their daughters Jennifer (6/21/66), Michelle (5/23/68) and Stephanie Marie (6/25/69). He is associated with the Henry S. Miller Co. in Dallas and with Aurora Plastics. Roger is active in any number of civic projects, including the Fellowship of Christian Athletes.

STAUBACH'S COWBOYS RECORDS

Passing								
Year	Att.	Comp.	Yds.	Pct.	Int.	Avg. Gn.	TD	Rating
1969	47	23	421	48.9	2	9.0	1	69.3
1970	82	44	542	53.7	8	6.6	2	44.5
1971	211	126	1882	59.7	4	8.9	15	104.8
1972	20	9	98	45.0	2	4.9	0	20.4
1973	286	179	2428	62.6	15	8.5	23	94.6
TOTALS	646	381	5371	59.0	31	8.3	41	86.9

Rushing					
Year	No.	Yds.	Avg.	Long	TD
1969	15	60	4.0	19	1
1970	27	221	8.2	25	0
1971	41	343	8.4	31	2
1972	6	45	7.5	20	0
1973	46	250	5.4	18	3
TOTALS	135	919	6.8	31	6



Otto Stowe • 82

WIDE RECEIVER • IOWA STATE • 4th YEAR
HT: 6-2 • WT: 188 • BORN: 2/25/49 • (TRADE, MIAMI, '73)

PRO: Stowe was leading the Cowboys in receiving and touchdowns when he broke his ankle at Philadelphia in the seventh game of the '73 season. Still, his statistics were impressive — 23 catches for 389 yards (a 16.9 average) and six touchdowns. The Cowboys were expecting great things of him in '74. "He comes off the line so fast he gets you out of your backpedal," says teammate and cornerback Mel Renfro. "He turns you one way or the other, and you're committed. A guy like Stowe makes the defense nervous, and when you're nervous you make mistakes." Looking ahead to the '74 season, Tom Landry said, "Roger Staubach has great confidence in Otto. Before he got hurt, Roger felt that when we got down there he could complete a touchdown pass to Stowe. He has the knack of getting open — and he's an outstanding blocker." Says Otto, "Everything had begun to click last year. I'm looking forward to getting back in there." Otto came to the Cowboys in the spring of '73 in a trade with Miami for Ron Sellers and a second-round draft choice.

COLLEGE: Otto set pass receiving records at Iowa State with 132 career catches for 1,751 yards and 10 touchdowns. He was drafted in the second round by the Dolphins in '71.

PERSONAL: Otto, a bachelor, lives in Dallas. He was born in Chicago and grew up in Springfield, Ill., where he played high school football and basketball and ran track.

STOWE'S MIAMI RECORDS

Year	Receiving				TD
	No.	Yds.	Avg.	Long	
1971	5	68	13.6	21	1
1972	13	276	21.2	49	2
TOTALS	18	344	19.1	49	3

STOWE'S COWBOYS RECORDS

Year	Receiving				TD	Year	Rushing				TD
	No.	Yds.	Avg.	Long			No.	Yds.	Avg.	Long	
1973	23	389	16.9	45	6	1973	3	28	9.3	14	0
CAREER	23	389	16.9	45	6						
TOTALS	41	733	17.9	49	9						



Les Strayhorn • 40

RUNNING BACK • EAST CAROLINA • 2nd YEAR
HT: 5-10 • WT: 205 • BORN: 9/1/51 • (D-17 FOR '73)

PRO: Strayhorn was the last player drafted by the Cowboys in 1973, but appeared in 11 games and showed great promise with his speed and tackle-breaking running ability. Les averaged 5.6 yards on 11 carries and scored a touchdown. "Every time he gets the

STRAYHORN, Cont.

ball he seems to explode someplace," says Tom Landry. "Strayhorn has excellent potential."

COLLEGE: Les played for former Cowboys receiver Sonny Randle at East Carolina, enjoying a good senior year after being hampered earlier with a shoulder injury.

PERSONAL: Les, a bachelor, is a native of Trenton, N. C. He returned to East Carolina State in Greenville during the off-season to complete work on his degree.

STRAYHORN'S COWBOYS RECORDS

Year	Rushing				TD
	No.	Yds.	Avg.	Long	
1973	11	62	5.6	24	1
Year	Kickoff Returns				TD
	No.	Yds.	Avg.	Long	
1973	2	44	22.0	25	0





Pat Toomay • 67

DEFENSIVE END • VANDERBILT • 5th YEAR
HT: 6-5 • WT: 247 • BORN: 5/17/48 • (D-6 FOR '70)

PRO: Toomay was the starting right defensive end for the second straight year in 1973 and began to emerge as a big play man in the line. He trapped the opposing quarterback eight times, second on the team, returned an intercepted pass 35 yards against the Eagles and recovered a fumble. "Speed is the key in rushing the passer," Pat says, "getting a good start off the ball. Then use a quick move, a quick head slap or a hard pull on the jersey. All you need is a fraction of an inch. Get him a half-step out of position and you've got him." Toomay is one of the young players who caused Tom Landry to say in the off-season, "The defensive line is probably the most exciting part of our football team right now."

COLLEGE: Pat, an All-America quarterback in high school, switched to the line at Vanderbilt and was a three-year letterman.

PERSONAL: The son of a career Air Force officer, Pat was born in Highland, Calif., and attended high school in Alexandria, Va. He and his wife Becky live in Dallas where Pat spent the off-season as a public relations man for Warner Bros. Records in the Southwest.

TOOMAY'S COWBOYS RECORDS

Year	Opponents' Fumble		Recoveries		
	No.	Yds.	Avg.	Long	TD
1972	1	0	0.0	0	0
1973	1	0	0.0	0	0
TOTALS	2	0	0.0	0	0

Year	Pass Interceptions		Avg.	Long	TD
	No.	Yds.			
1973	1	35	35.0	35	0



Bruce Walton • 78

GUARD-TACKLE • UCLA • 2nd YEAR
HT: 6-6 • WT: 251 • BORN: 6/14/51 • (D-5 FOR '73)

PRO: Walton was active for seven games in '73, backing up at both guard and tackle and seeing most of his action on the special teams. "He has good quickness, agility, balance and body control," says Tom Landry. Coaches were expecting the big Californian to show continued improvement in '74.

COLLEGE: Bruce was a three-year letterman at UCLA.

PERSONAL: A bachelor, Bruce spent the off-season in his hometown of San Diego. His younger brother, Bill, is the three-time All-America basketball star from UCLA.

WALTON'S COWBOYS RECORDS

Year	Kickoff Returns		Avg.	Long	TD
	No.	Yds.			
1973	1	11	11.0	11	0

Rodney Wallace • 71

TACKLE • NEW MEXICO • 4th YEAR
HT: 6-5 • WT: 255 • BORN: 2/10/49 • (D-10 FOR '71)

PRO: "The most competitive position in the offensive line is at left tackle," said Tom Landry during the off-season. "Rodney Wallace is trying to move out a proven veteran in Ralph Neely. If Rodney can overcome the back problem he had last year and really compete from the first day of training camp he has a chance to move in as a starter." The big, agile Wallace was troubled all of 1973 by a sore back, but still filled in admirably when left guard John Niland and right tackle Rayfield Wright missed games with injuries. "We couldn't ask more from a backup lineman than Rodney gave us," said Landry. Wallace reported to rookie camp in 1971 weighing 286 pounds, but worked and dieted his way down to 255 in time to make the club.

COLLEGE: Rodney was a defensive tackle at New Mexico, earning second team All-Western Athletic Conference honors his senior year.

PERSONAL: A bachelor, Rodney is a native of Pueblo, Colo., where he was an All-State football and basketball player in high school. He lives in Dallas.

WALLACE'S COWBOYS RECORDS					
Opponents' Fumble Recoveries					
Year	No.	Yds.	Avg.	Long	TD
1971	1	0	0.0	0	0

Mark Washington • 46

CORNERBACK • MORGAN STATE • 5th YEAR
HT: 5-10 • WT: 188 • BORN: 12/28/47 • (D-13 FOR '70)

PRO: Mark caught everyone's eye as a rookie in 1970 when he not only made the squad after being drafted in the 13th round, but returned a kickoff 100 yards against the Redskins. Then, the misfortunes began. He missed most of the '71 season with a knee injury, had knee surgery in the summer of '72 and didn't get back in the running for a starting job until last year. The coaches still respect his ability, and Mark says, "I know I can play football. That's the only thing that's kept me in the game this long. I just feel like I can overcome these things and do what I have to do. I guess most things that are worthwhile don't come easy."

COLLEGE: Co-captain of the Morgan State football team his senior year, Mark intercepted six passes that season for a career total of 15.



WASHINGTON, Cont.

PERSONAL: Mark, a native of Chicago, lives in Dallas with his wife Linda and the newest member of the family, Lisa Joy (3/16/74).

WASHINGTON'S COWBOYS RECORDS

Year	Pass Interceptions					Year	Opponents' Fumble Recoveries				
	No.	Yds.	Avg.	Long	TD		No.	Yds.	Avg.	Long	TD
1970	1	0	0.0	0	0	1970	1	0	0.0	0	0
1973	1	0	0.0	0	0	1972	2	0	0.0	0	0
TOTALS	2	0	0.0	0	0	1973	1	0	0.0	0	0
						TOTALS	4	0	0.0	0	0

Kickoff Returns

Year	No.	Yds.	Avg.	Long	TD
1970	5	242	48.4	100	1
1973	1	0	0.0	0	0
TOTALS	6	242	40.3	100	1



Charlie Waters • 41

CORNERBACK • CLEMSON • 5th YEAR
HT: 6-1 • WT: 193 • BORN: 9/10/48 • (D-3 FOR '70)

PRO: Waters experienced the kind of thing in 1973 that always happens to the cornerback who plays opposite All-Pro Mel Renfro — he stayed busy. That suited Charlie just fine. "As long as they throw enough my way," he says, "I'll get my share." He intercepted five passes, second on the team to Lee Roy Jordan, to run his four-year career total to 18. And, it was his first full season as a starting cornerback. Says Tom Landry, "Here's a guy who plays hard, gives 100 per cent. I like people like that. He'll get beat once in a while, but then he'll make the interception. That's his game, and it's important to us." Charlie played the '73 season with a steel pin in an arm broken in the '72 NFC Championship Game at Washington, but it didn't hamper his aggressive style. "I knew he'd be back as strong as ever," said Defensive Backfield Coach Gene Stallings. "He said he would and he's that kind of guy."

COLLEGE: Charlie was a receiver at Clemson, catching 68 passes for 1,165 yards in his varsity career.

PERSONAL: A native of North Augusta, S. C., Charlie makes his home in Dallas.

WATERS' COWBOYS RECORDS

Year	Pass Interceptions					Year	Opponents' Fumble Recoveries				
	No.	Yds.	Avg.	Long	TD		No.	Yds.	Avg.	Long	TD
1970	5	45	9.0	20	0	1970	1	0	0.0	0	0
1971	2	37	18.5	30	0	1973	1	15	15.0	15	0
1972	6	132	22.0	56	1	TOTALS	2	15	7.5	15	0
1973	5	112	22.4	44	0						
TOTALS	18	326	18.1	56	1						

Year	Kickoff Returns					Year	Punt Returns				
	No.	Yds.	Avg.	Long	TD		No.	Yds.	Avg.	Long	TD
1970	1	6	6.0	6	0	1971	9	109	12.1	42	0
1971	1	18	18.0	18	0	1972	9	56	6.2	17	0
1972	2	18	9.0	18	0	TOTALS	18	165	9.2	42	0
TOTALS	4	42	10.5	18	0						

Rayfield Wright • 70

TACKLE • FORT VALLEY STATE • 8th YEAR
HT: 6-6 • WT: 255 • BORN: 8/23/45 • (D-7 FOR '67)



PRO: Wright enjoyed his third straight All-Pro season in '73, played in the Pro Bowl for the third straight year and generally continued to distinguish himself as perhaps the best offensive tackle in the game. "I think Rayfield is pretty much a composite of an All-Pro tackle," says the Vikings' Carl Eller. "He has size, strength and quickness. The big thing in Rayfield's favor is that he has a lot of range. He moves better than most tackles. He is difficult to play against." Tom Landry says, "There's nobody in the league who could replace him for us. I wouldn't take any tackle over Rayfield." Wright came to the Cowboys in 1967 and played tackle, tight end and defensive end before finally moving in at right tackle in 1970. That was no easy feat, because the regular at right tackle was four-time All-Pro Ralph Neely. Ralph moved to the left side to create the tackle setup of the past four seasons. Wright, nicknamed "Big Cat," had a touchdown reception in 1968 while playing tight end and last year lined up as an eligible receiver in several goalline situations. "I'd like to get a couple more touchdowns," he says. "That would be nice for a tackle." Mainly, though, Rayfield is interested in doing the best job possible at his normal spot. "I feel I'm one of the top tackles," he says. "I'm not trying to brag, I just have a lot of confidence in myself. I want people to notice me as one of the best."

COLLEGE: Wright lettered in football, basketball and track at Fort Valley State in Georgia, earning All-Conference honors in football and basketball. He played several positions in football, including even defensive back for a time. In track, he ran a 50 flat 440.

PERSONAL: Rayfield, his wife Andrea and son LaRay Adrian (3/25/72) live in Dallas. He grew up in Griffin, Ga., where he became an Eagle Scout and earned 21 merit badges.

WRIGHT'S COWBOYS RECORDS

Year	Receiving					Year	Rushing				
	No.	Yds.	Avg.	Long	TD		No.	Yds.	Avg.	Long	TD
1968	1	15	15.0	15	1	1968	1	-10	-10.0	-	0
1969	1	12	12.0	12	0						
TOTALS	2	27	13.5	15	1						



THE ROOKIES

(1974 Draftees)



JONES



YOUNG

ED JONES • **Defensive End** • **Tennessee State**
Ht: 6-8 • **Wt: 260** • **Born: 2/23/51** • **D-1A for '74**

Nicknamed "Too Tall" by a college teammate. Jones was the first player chosen in the '74 player selections, marking the first time the Cowboys ever had the No. 1 pick in the draft. "Ed has unlimited potential," said Tom Landry. "I think he can be as great as any lineman we have had. He has the potential of a Bob Lilly. He has to prove he can do it, of course, but the potential is there." The All-American's speed (4.75 in the 40), size and agility had Cowboys coaches seeing him as a figure who can dominate a game. John Merritt, Ed's coach at Tennessee State, says, "It got so people we played against wouldn't try to throw to the side of the field he was playing on."

CHARLEY YOUNG • **Running Back** • **North Carolina State**
Ht: 6-1 • **Wt: 215** • **Born: 10/13/52** • **D-1B for '74**

Young was the Cowboys' second first-round choice, the 22nd player chosen, and is considered a prospect at both fullback and halfback. "He is another of our 'potential' picks," said Landry. "He alternated with other running backs at North Carolina State, but he is powerful, he has 4.6 speed and he has the potential to be a strong pro runner." Young rushed for 1,657 yards in his three-year varsity career and scored 17 touchdowns. He averaged nearly six yards a carry. Young was a high school star at Enloe High School in Raleigh, across town from N. C. State.

CAL PETERSON • **Linebacker** • **UCLA**
Ht: 6-3 • **Wt: 218** • **Born: 10/6/52** • **D-3 for '74**

Peterson played the "loose" defensive end position at UCLA, and the Cowboys expected him to have no problem converting to linebacker. "He has good speed, 4.8 in the 40, and he is a terrific competitor," said Cowboys scout Red Hickey. "Peterson is the reckless type, a big play maker. He could develop into an outstanding linebacker." Peterson, listed at 218 pounds, was expected to play at 225 or 230 in the pros.

KEN HUTCHERSON • **Linebacker** • **Livingston, Ala., State**
Ht: 6-1 • **Wt: 214** • **Born: 7/14/52** • **D-4A for '74**

Cowboys scouts say Hutcherson probably would have gone higher in the draft if he were a bit bigger. As it is, said Red Hickey, "He has speed and toughness. I think he'll be heard from. He would make a good, tough specialty team man this year." Hutcherson was an NAIA All-American, twice was named to the Gulf South Conference all-league team and was Gulf South Defensive Player of the Year as a junior. A team co-captain, he led Livingston with 86 tackles and 67 assists in '73.

ANDY ANDRADE • Running Back-Def. Back • Northern Mich.

Ht: 5-11 • Wt: 193 • Born: 6/14/51 • D-4B for '74

Andrade rushed for 1,511 yards in his college career, despite playing most of his senior season with a fractured collarbone. His speed (4.5-4.6 in the 40) had the Cowboys thinking about trying him at cornerback and as a kick returner as well as at running back. He had an 84-yard kickoff return for a touchdown at Northern Michigan.

RAYMOND NESTER • Linebacker • Michigan State

Ht: 6-2 • Wt: 224 • Born: 4/25/52 • D-7 for '74

Nester called defensive signals for Michigan State in 1973 and led the team with 54 unassisted tackles and 75 assists. He had five unassisted tackles, 14 assists and returned an intercepted pass for a touchdown in the Spartans' 14-10 loss at Notre Dame. Nester, a three-year starter for the Spartans, was named AP National Lineman of the Week for his performance against Notre Dame.

MIKE HOLT • Defensive Back • Michigan State

Ht: 5-11 • Wt: 176 • Born: 1/26/52 • D-8 for '74

A running back at Michigan State the past two seasons, Holt was to be tried at cornerback and as a kick returner with the Cowboys. He was a defensive back as a sophomore and as a senior returned a kickoff 95 yards to score against UCLA. Co-captain of the Spartans' football team, Holt also starred in track as a member of MSU's record-setting mile relay team.

BILL DULIN • Tackle • Johnson C. Smith

Ht: 6-6 • Wt: 244 • Born: 9/22/52 • D-9 for '74

Dulin was a tight end in college, but the Cowboys were to take a look at him at tackle. He has size and speed, and proved his agility by playing college basketball. Cowboys fans remember another J. C. Smith graduate, tight end Pettis Norman, now with the San Diego Chargers.

DENNIS MORGAN • Defensive Back • Western Illinois

Ht: 5-11 • Wt: 203 • Born: 6/26/52 • D-10 for '74

Another fast, smallish running back who was to be tried in the defensive backfield and on kick returns. Morgan averaged more than 30 yards per kickoff return as a junior and nearly 20 yards a punt return as a senior. Morgan was an honorable mention NAIA All-American, rushing for 1,254 yards in his college career and averaging 4.7 yards a carry.

HARVEY MCGEE • Wide Receiver • Southern Mississippi

Ht: 6-2 • Wt: 209 • Born: 11/21/50 • D-11 for '74

Excellent size and speed (4.6 in the 40). McGee caught 47 passes for 617 yards and three touchdowns at Southern Mississippi and played in last winter's Senior Bowl Game at Mobile, Alabama. A 9.8 sprinter in track, McGee transferred to Southern Mississippi after first attending Arizona Western Junior College.

KEITH BOBO • Quarterback • Southern Methodist**Ht: 6-3 • Wt: 196 • Born: 4/10/51 • D-12 for '74**

A strong-armed passer and a tough competitor, Bobo had a 13-5-1 record as a starting quarterback at SMU despite knee and shoulder injuries. He made the switch from a pro-style offense to the Wishbone his senior year and responded with 11 touchdowns rushing and four passing despite missing three games (all losses) with a shoulder separation. Bobo played tight end and running back as a sophomore, switching to quarterback the following spring. "He is a leader," said the scouting report.

FRED LIMA • Kicker • Colorado**Ht: 5-9 • Wt: 202 • Born: 11/17/51 • D-13 for '74**

Lima led the nation in kick scoring as a junior, booting 15 of 34 field goals (including a Big Eight record 57-yarder) and 35 of 36 extra points. In '73 he was 6 of 11 on field goals with a 48-yarder and 24 of 26 on extra points. He kicked barefooted in college. A native of Chile but a graduate of Hollywood, Calif., High School, Lima has had bit parts in several movies including "The Godfather," "Save the Tiger" and "Conquest of the Planet of the Apes."

DOUG RICHARDS • Defensive Back • Brigham Young**Ht: 6-4 • Wt: 185 • Born: 8/16/52 • D-14 for '74**

Richards was the leading scorer on the Brigham Young basketball team last year. His size and athletic ability convinced the Cowboys to gamble on him. Doug is the brother of Golden Richards, the wide receiver and kick returner drafted in the second round by Dallas in 1973.

BRUCE CRAFT • Defensive Tackle • Geneva, Pa.**Ht: 6-4 • Wt: 232 • Born: 9/23/50 • D-15 for '74**

Craft was Geneva's Most Valuable Player and Defensive Player of the Year in '73 and a tri-captain of the club. He was a late bloomer, coming to Geneva after spending his first year out of high school working in the steel mills.

GENE KILLIAN • Tackle • Tennessee**Ht: 6-4 • Wt: 225 • Born: 9/22/52 • D-16 for '74**

Killian was one of the question marks of the Cowboys' 1974 draft, but only because of a knee injury which shelved him for the bulk of his senior season. The Volunteer staff felt Killian was on the brink of greatness when he was injured. Cowboys scouts were impressed by Killian's quickness and agility. He was a shotputter on the Tennessee track team.

How The Cowboys Were Built

There were 46 players active with the Cowboys in 1973. Here is a look at how those 46 were acquired.

FROM THE DRAFT:

- 1961—Bob Lilly (1st, Texas Christian).
- 1963—Lee Roy Jordan (1st, Alabama).
- 1964—Mel Renfro (2nd, Oregon); *Bob Hayes (7th, Florida A&M); *Roger Staubach (10th, Navy).
- 1965—Craig Morton (1st, California); Jethro Pugh (11th, Elizabeth City State).
- 1966—John Niland (1st, Iowa); Walt Garrison (5th, Oklahoma State).
- 1967—Rayfield Wright (7th, Fort Valley State).
- 1968—Blaine Nye (5th, Stanford); D. D. Lewis (6th, Mississippi State); Larry Cole (16th, Hawaii).
- 1969—Calvin Hill (1st, Yale).
- 1970—Charlie Waters (3rd, Clemson); John Fitzgerald (4th, Boston College); Pat Toomay (6th, Vanderbilt); Mark Washington (13th, Morgan State).
- 1971—Bill Gregory (3rd, Wisconsin); Rodney Wallace (10th, New Mexico).
- 1972—Robert Newhouse (2nd, Houston); John Babinecz (2nd, Villanova); Marv Bateman (3rd, Utah); Jean Fugett (13th, Amherst).
- 1973—Billy Joe DuPree (1st, Michigan State); Golden Richards (2nd, Hawaii); Harvey Martin (3rd, East Texas State); Bruce Walton (5th, UCLA); Rodrigo Barnes (7th, Rice); Jim Arneson (12th, Arizona); Les Strayhorn (17th, East Carolina).

*Drafted as future.

SIGNED AS FREE AGENTS:

- 1962—Cornell Green (Utah State).
- 1963—Dave Edwards (Auburn).
- 1964—Dave Manders (Michigan State).
- 1970—Cliff Harris (Ouchita).
- 1971—Toni Fritsch (Vienna, Austria).
- 1972—Benny Barnes (Stanford).
- 1973—Mike Clark (Texas A&M); Drew Pearson (Tulsa); Cyril Pinder (Illinois); Larry Robinson (Tennessee).

OBTAINED IN TRADES:

- 1961—Chuck Howley (West Virginia, from Chicago Bears).
- 1965—Ralph Neely (Oklahoma, from Baltimore Colts).
- 1971—Billy Truax (Louisiana State, from Los Angeles Rams).
- 1972—Mike Montgomery (Kansas State, from San Diego Chargers).
- 1973—Otto Stowe (Iowa State, from Miami Dolphins).

Cowboys All-Time Roster

- Adderley, Herb, CB, Mich. St., 1970-72
 Adkins, Margene, WR, Henderson J.C., 1970-71
 Alworth, Lance, WR, Arkansas, 1971-72
 Andrie, George, DE, Marquette, 1962-72
 Anerson, Jim, G-C, Arizona, 1973
 Asher, Bob, T, Vanderbilt, 1970
 Babb, Gene, LB-RB, Austin College, 1960-61
 Babinecz, John, LB, Villanova, 1972-73
 Baker, Sam, P-K, Oregon State, 1962-63
 Barnes, Benny, CB, Stanford, 1972-73
 Barnes, Gary, WR, Clemson, 1963
 Barnes, Rodrigo, LB, Rice, 1973
 Bateman, Marv, P, Utah, 1972-73
 Baynham, Craig, RB, Georgia Tech, 1967-69
 Belden, Bob, QB, Notre Dame, 1969-70
 Bercich, Bob, S, Michigan State, 1960-61
 Bielski, Dick, TE, Maryland, 1960-61
 Bishop, Don, CB, CCLA, 1960-61
 Boeke, Jim, T, Heidelberg, 1964-67
 Borden, Nate, DE, Indiana, 1960-61
 Braatz, Tom, LB, Marquette, 1960
 Bradfute, Byron, T, So. Miss., 1960-61
 Brock, Clyde, DT, Utah State, 1962-63
 Brown, Otto, CB-S, Prairie View, 1969
 Bullocks, Amos, RB, So. Ill., 1962-64
 Burkett, Jackie, LB, Auburn, 1968-69
 Butler, Bill, S, Chattanooga, 1960
 Caffey, Lee Roy, LB, Texas A&M, 1971
 Clark, Mike, K, Texas A&M, 1968-71, 1973
 Clark, Monte, T, Southern California, 1962
 Clark, Phil, CB-S, Northwestern, 1967-69
 Clarke, Frank, TE-WR, Colorado, 1960-67
 Cole, Larry, DE-DT, Hawaii, 1968-73
 Coleman, Ralph, LB, N. Car., A&T, 1972
 Colvin, Jim, DT, Houston, 1964-66
 Cone, Fred, K, Clemson, 1960
 Connelly, Mike, C, Utah State, 1960-67
 Conrad, Bobby Joe, WR, Texas A&M, 1969
 Cronin, Gene, DE, Pacific, 1960
 Cvercko, Andy, G, Northwestern, 1961-62
 Daniels, Dick, S, Pacific (Ore.), 1966-68
 Davis, Donnie, WR, Southern, 1962
 Davis, Sonny, LB, Baylor, 1961
 Defers, Harold, K, North Carolina St., 1967
 Dial, Buddy, WR, Rice, 1964-66
 Dickson, Paul, T, Baylor, 1960
 Diehl, John, DT, Virginia, 1965
 Ditka, Mike, TE, Pittsburgh, 1969-72
 Doelling, Fred, S, Pennsylvania, 1960
 Donohue, Leon, G, San Jose State, 1965-67
 Doran, Jim, WR, Iowa State, 1960-61
 Douglas, Merrill, RB, Utah, 1961
 Dowdle, Mike, RB-LB, Texas, 1960-62
 Dugan, Fred, WR, Dayton, 1960
 Dunn, Perry Lee, RB, Mississippi, 1964-65
 Dupre, L. G., RB, Baylor, 1960-61
 DuPree, Billy Joe, TE, Michigan State, 1973
 East, Ron, DT, Montana State, 1967-70
 Edwards, Dave, LB, Auburn, 1963-73
 Falls, Mike, G, Minnesota, 1960-61
 Fisher, Ray, T, Eastern Illinois, 1960
 Fitzgerald, John, G-C, Bost. Coll., 1971-73
 Folkers, Lee, TE, Washington, 1962-64
 Flowers, Richmond, S, Tennessee, 1969-71
 Franckhauser, Tom, CB, Purdue, 1960-61
 Frank, Bill, T, Colorado, 1964
 Fritsch, Toni, K, Vienna, Austria, 1971-73
 Frost, Ken, DT, Tennessee, 1961-62
 Fry, Bob, T, Kentucky, 1960-64
 Fugett, Jean, TE, Amherst, 1972-73
 Gaechter, Mike, S, Oregon, 1962-69
 Garrison, Walt, RB, Okla. St., 1966-73
 Gent, Pete, WR-TE, Mich. St., 1964-68
 Gibbs, Sonny, QB, Texas Christian, 1963
 Gonzaga, John, DE, no college, 1960
 Granger, Charlie, T, Southern, 1961
 Green, Allen, P-K, Mississippi, 1961
 Green, Cornell, CB-S, Utah State, 1962-73
 Gregg, Forrest, G-T, SMU, 1971
 Gregory, Bill, DT-DE, Wisconsin, 1971-73
 Gregory, Glynn, WR-CB-S, SMU, 1961-62
 Grottkau, Bob, G, Oregon, 1961
 Guy, Buzz, G, Duke, 1960
 Hagen, Halvor, C-G, Weber State, 1969-70
 Hansen, Wayne, LB, Texas Western, 1960
 Harris, Cliff, S, Ouachita, 1970-73
 Harris, Jim, S, Oklahoma, 1961
 Hayes, Bob, WR, Florida A&M, 1965-73
 Hayes, Wendell, RB, Humboldt State, 1963
 Hays, Harold, LB, So. Miss., 1963-67
 Healy, Don, DT, Maryland, 1960-61
 Heinrich, Don, QB, Washington, 1960
 Herchman, Bill, DT, Texas Tech, 1960-61
 Hill, Calvin, RB, Yale, 1969-73
 Homan, Dennis, WR, Alabama, 1968-70
 Houser, John, C-G, Redlands, 1960-61
 Howley, Chuck, LB, West Virginia, 1961-73
 Howton, Bill, WR, Rice, 1960-63
 Hoyem, Lynn, C-G, Long Beach, 1962-63
 Humphrey, Buddy, QB, Baylor, 1961
 Husmann, Ed, DT, Nebraska, 1960
 Isbell, Joe Bob, G, Houston, 1962-65
 Johnson, Mike, CB, Kansas, 1966-69
 Johnson, Mitch, G, UCLA, 1965
 Jordan, Lee Roy, LB, Alabama, 1963-73
 Keller, Mike, LB, Michigan, 1972
 Kiner, Steve, LB, Tennessee, 1970
 Kowalczyk, Walt, RB, Michigan State, 1960
 Kupp, Jake, G, Washington, 1964-65
 LeBaron, Eddie, QB, Pacific, 1960-63
 Lewis, D. D., LB, Miss. State, 1968-73
 Lewis, Woodley, WR, Oregon, 1960
 Lilly, Bob, DE-DT, Texas Christian, 1961-73
 Liscio, Tony, T, Tulsa, 1963-64, 1966-71
 Livingston, Warren, CB, Arizona, 1961-66
 Lockett, J. W., RB, Central Okla., 1961-62
 Logan, Obert, S, Trinity (Tex.), 1965-66
 Long, Bob, LB, UCLA, 1962
 Lothridge, Billy, P-QB, Georgia Tech, 1964
 Maegle, Dick, S, Rice, 1961
 Manders, Dave, C, Mich. State, 1964-66, 1968-73
 Marsh, Amos, RB, Oregon State, 1961-64
 Martin, Harvey, DE, East Texas St., 1973
 Mathews, Ray, WR, Clemson, 1960
 McCreary, Bob, T, Wake Forest, 1961
 McDaniels, David, WR, Miss. Val., 1968
 McDonald, Tommy, WR, Oklahoma, 1964
 McIlhenny, Don, RB, SMU, 1960-61
 Mommelaar, Dale, G, Wyoming, 1962-63
 Meredith, Don, QB, SMU, 1960-68

Meyers, John, DT, Washington, 1962-63
 Montgomery, Mike, RB, Kans. St., 1972-73
 Mooty, Jim, CB, Arkansas, 1960
 Morton, Craig, QB, California, 1965-73
 Murchison, Ola Lee, WR, Pacific, 1961
 Neely, Ralph, G-T, Oklahoma, 1965-73
 Newhouse, Robert, RB, Hous:son, 1972-73
 Niland, John, G, Iowa, 1966-73
 Nolan, Dick, S, Maryland, 1962
 Norman, Pettis, TE, J. C. Smith, 1962-70
 Norton, Jerry, S, Southern Methodist, 1962
 Nutting, Ed, T, Georgia Tech, 1963
 Nye, Blaine, G, Stanford, 1968-73
 Overton, Jerry, S, Utah, 1963
 Parks, Billy, WR, Long Beach State, 1972
 Patera, Jack, LB, Oregon, 1960-61
 Pearson, Drew, WR, Tulsa, 1973
 Perkins, Don, RB, New Mexico, 1961-68
 Pinder, Cyril, RB, Illinois, 1973
 Pimboeuf, Lance, K, SW La., 1963
 Porterfield, Garry, DE, Tulsa, 1965
 Pugh, Jethro, DT, Eliz. City St., 1965-73
 Putnam, Duane, G, Pacific, 1960
 Randle, Sonny, WR, Virginia, 1968
 Reese, Guy, DT, SMU, 1962-63
 Reeves, Dan, RB-QB, S. Car., 1965-72.
 Renfro, Mel, CB-S, Oregon, 1964-73
 Rentzel, Lance, WR, Oklahoma, 1967-70
 Rhome, Jerry, QB, Tulsa, 1965-68
 Richards, Golden, WR, Hawaii, 1973
 Richardson, Gloster, WR, Jack. St., 1971
 Ridgway, Colin, P-K, Lamar Tech, 1965
 Ridlon, Jim, S, Syracuse, 1963-64
 Roach, John, QB, Southern Methodist, 1964
 Robinson, Larry, RB, Tennessee, 1973
 Rucker, Reggie, WR, Boston U., 1970-71
 Sandeman, Bill, DT, Pacific, 1966
 Schoenke, Ray, T, SMU, 1963-64
 Sellers, Ron, WR, Florida State, 1972
 Sherer, Dave, P, Southern Methodist, 1960
 Shy, Les, RB, Long Beach State, 1966-69
 Simmons, Dave, LB, Georgia Tech, 1968
 Smith, J. D., RB, N. Car. A&T, 1965-66
 Smith, Jim Ray, G-T, Baylor, 1963-64
 Smith, Tody, DE-DT, USC, 1971-72
 Staubach, Roger, QB, Navy, 1969-73
 Stephens, Larry, DE, Texas, 1963-67
 Stiger, Jim, RB, Washington, 1963-65
 Stincic, Tom, LB, Michigan, 1969-71
 Stokes, Sims, WR, Northern Arizona, 1967
 Strayhorn, Les, RB, East Carolina, 1973
 Stynchula, Andy, DE, Penn State, 1968
 Talbert, Don, DE-T, Texas, 1962, 1965, 1971
 Thomas, Bill, RB, Boston College, 1972
 Thomas, Duane, RB, W. Texas St., 1970-71
 Thomas, Ike, CB, Bishop, 1971
 Toomay, Pat, DE, Vanderbilt, 1970-73
 Townes, Willie, DE, Texas, 1966-68
 Truax, Jerry, TE, Louisiana State, 1971-73
 Tubbs, Jilly, LB, Oklahoma, 1960-67
 Van Raaphorst, Dick, K, Ohio State, 1964
 Villanueva, Danny, P-K, New Mex. St., 1965-67
 Walker, Malcolm, C, Rice, 1966-69
 Wallace, Rodney, G-T, New Mex., 1971-73
 Walton, Bruce, G, UCLA, 1973
 Washington, Mark, CB, Morgan St., 1970-73
 Waters, Charlie, S-CB, Clemson, 1970-73
 Wayt, Russell, LB, Rice, 1965
 Welch, Claxton, RB, Oregon, 1969-71
 Whitfield, A. D., RB, N. Texas St., 1965
 Whittingham, Fred, LB, Cal. Poly, 1969
 Widby, Ron, P, Tennessee, 1968-71
 Wilbur, John, T, Stanford, 1966-69
 Williams, Joe, RB, Wyoming, 1971
 Wisener, Gary, WR, Baylor, 1960
 Wright, Rayfield, TE-T, Ft. Valley St., 1967-73
 Youmans, Maury, DE, Syracuse, 1964-65

Honor Roll by Colleges

Alabama 2; Amherst 1; Arizona 2; Arkansas 2; Auburn 2; Austin College 1; Baylor 6; Bishop 1; Boston College 2; Boston U. 1; California 1; California Poly 1; Central, Okla., State 1; Chattanooga 1; City College of Los Angeles 1; Clemson 4; Colorado 2; Dayton 1; Duke 1; East Carolina 1; East Texas State 1; Eastern Illinois 1; Elizabeth City State 1; Florida A&M 1; Florida State 1; Fort Valley State 1.

Georgia Tech 4; Hawaii 2; Heidelberg 1; Henderson J.C. 1; Houston 3; Humboldt State 1; Illinois 1; Indiana 1; Iowa 1; Iowa State 2; Jackson State 1; Johnson C. Smith 1; Kansas 1; Kansas State 1; Kentucky 1; Lamar Tech 1; Long Beach State 3; Louisiana State 1; Marquette 2; Maryland 3; Michigan 2; Michigan State 6; Minnesota 1; Mississippi 2; Mississippi State 1; Mississippi Valley 1; Montana State 1; Morgan State 1; Naval Academy 1; Nebraska 1; New Mexico 2; New Mexico State 1.

North Carolina A&T 2; North Carolina State 1; North Texas State 1; Northern Arizona 1; Northwestern 2; Notre Dame 1; Ohio State 1; Oklahoma State 1; Oklahoma 5; Oregon 6; Oregon State 2; Ouachita 1; Pacific, Calif. 5; Pacific, Ore. 1; Penn State 1; Pennsylvania 1; Pittsburgh 1; Prairie View 1; Purdue 1; Redlands 1; Rice 6; San Jose State 1; South Carolina 1; Southern California 2; Southern Illinois 1; Southern Methodist 9; Southern Mississippi 2; Southern U. 2.

Southwestern Louisiana 1; Stanford 3; Syracuse 2; Tennessee 5; Texas 3; Texas A&M 3; Texas Christian 2; Texas-El Paso 1; Texas Tech 1; Trinity, Tex. 1; Tulsa 5; UCLA 3; Utah 3; Utah State 3; Vanderbilt 2; Villanova 1; Virginia 2; Wake Forest 1; Washington 5; Weber State 1; West Texas State 1; West Virginia 1; Wisconsin 1; Wyoming 2; Yale 1.

Cowboys All-Time Draft

*Drafted As Future

1961

(Drafted 2nd)

- (A) NO CHOICE**
Choice traded along with sixth choice to Washington for EDDIE LeBARON.
- (B) BOB LILLY**
T, Texas Christian University, 6-5, 242 — Choice from Cleveland for first round pick in 1962.
- E. J. HOLUB**
LB, Texas Tech, 6-4, 218 (went to AFL).
- STEW BARBER**
G, Penn State, 6-3, 230 (went to AFL).
- SONNY DAVIS**
E, Baylor, 6-2, 210.
- NO CHOICE**
Choice traded to San Francisco for GENE BABB.
- NO CHOICE**
Choice traded, along with first choice, to Washington for LeBARON.
- ART GILMORE**
HB, Oregon State, 6-0, 200.
- DON TALBERT**
T, Texas, 6-5, 220.
- GLENN GREGORY**
HB, SMU, 6-2, 195.
- NO CHOICE**
Choice traded to Green Bay for FRED CONE.
- NORRIS STEVENSON**
HB, Missouri, 6-1, 205.
- LOWNDES SHINGLER**
QB, Clemson, 6-1, 205.
- DON GOODMAN**
HB, Florida, 6-0, 200.
- BILL SHAW**
T, Georgia Tech, 6-3, 222 (went to AFL).
- JULIUS VARNADO**
T, San Francisco State, 6-4, 220 (went to AFL).
- JERRY STEFFEN**
HB, Colorado, 6-0, 190.
- EVERETT CLOUD**
HB, Maryland, 6-0, 190.
- RANDY WILLIAMS**
HB, Indiana, 6-3, 208.
- LYNN HOYEM**
C, Long Beach State, 6-4, 225.
- JERRY MORGAN**
QB, Iowa State, 6-3, 195.

1962

(Drafted 4th)

- NO CHOICE**
Choice traded to Cleveland for first round pick in 1961 when Cowboys picked BOB LILLY.
- SONNY GIBBS***
QB, TCU, 6-7, 225.
- (A) NO CHOICE**
Choice to Chicago for DON MEREDITH.

- (B) BOBBY PLUMMER**
G, TCU, 6-2, 235 — Choice from Cleveland for DUANE PUTNAM.
- NO CHOICE**
Choice to San Francisco for BILL HERCHMAN.
- NO CHOICE**
Choice to Los Angeles for JIMMY HARRIS.
- (A) DONNIE DAVIS**
E, Southern University, 6-2, 235.
- (B) GEORGE ANDRIE**
E, Marquette, 6-7, 247 — Choice and ALLEN GREEN from New York for FRED DUGAN.
- NO CHOICE**
Choice to Los Angeles for JOHN HOUSSER.
- KEN TUREAUD**
B, Michigan, 6-1, 198.
- NO CHOICE**
Choice to Baltimore for DON PERKINS.
- JOHN M. LONGMEYER**
G, Southern Illinois, 6-3, 230.
- LARRY HUDAS**
E, Michigan State, 6-4, 208.
- NO CHOICE**
Choice to Green Bay for STEVE MEILLINGER.
- ROBERT MOSES**
E, Texas, 6-3, 211.
- HAROLD HAYS***
G, Southern Mississippi, 6-3, 218.
- GUY REESE**
T, SMU, 6-5, 238.
- ROBERT JOHNSTON**
T, Rice, 6-4, 215.
- RAY JACOBS**
T, Howard Payne, 6-3, 265 (went to AFL).
- DAVE CLOUTIER***
B, Maine, 6-0, 195 (went to AFL).
- PAUL HOLMES**
T, Georgia, 6-5, 220.
- AMOS BULLOCKS**
B, Southern Illinois, 6-1, 197.

1963

(Drafted 6th)

- LEE ROY JORDAN**
LB, Alabama, 6-2, 210.
- NO CHOICE**
Choice traded, along with ninth choice, to Chicago for CHUCK HOWLEY.
- JIM PRICE**
LB, Auburn, 6-3, 225.
- WHALEY HALL***
G, Mississippi, 6-3, 230.
- NO CHOICE**
Choice traded to New York for DICK NOLAN.
- NO CHOICE**
Choice traded to Green Bay for JOHN SUTRO.
- MARY CLOTHIER**
G, Kansas, 6-4, 220.

- NO CHOICE**
Choice traded to Green Bay for LEE FOLKINS.
- NO CHOICE**
Choice traded to Chicago.
- ROD SCHEYER**
T, Washington, 6-2, 220.
- RAY SCHOENKE**
C, SMU, 6-3, 225.
- BILL PERKINS**
B, Iowa, 6-2, 218.
- PAUL WICKER***
T, Fresno State, 6-5, 248.
- LOU CIOCI**
LB, Boston College, 6-2, 225.
- JERRY OVERTON**
B, Utah, 6-2, 192.
- DENNIS GOLDEN**
T, Holy Cross, 6-4, 235.
- ERNEST PARKS***
G, McMurry, 6-4, 230 (went to AFL).
- BILL FRANK**
T, Colorado, 6-4, 250.
- JIM STIGER**
B, Washington, 5-11, 195.
- TOMMY LUCAS**
E, Texas, 6-3, 218.

1964

(Drafted 4th)

- NO CHOICE**
Choice traded to Pittsburgh for BUDDY DIAL.
- MEL RENFRO**
B, Oregon, 6-0, 195.
- NO CHOICE**
Choice traded to Los Angeles for BOB LONG and JOHN MEYERS.
- PERRY LEE DUNN**
E, Mississippi, 6-2, 205.
- NO CHOICE**
Choice traded to Green Bay for GARY BARNES.
- (A) BILLY LOTHRIEDGE**
QB, Georgia Tech, 6-1, 188.
- (B) JIM CURRY**
E, Cincinnati, 6-4, 215 — Choice from Cleveland for ANDY CVERCKO.
- (C) JIMMY EVANS**
E, Texas Western, 6-1, 194 — Choice from Green Bay for JERRY NORTON.
- BOB HAYES***
WR, Florida A & M, 5-11, 189.
- AL GEVERINK**
B, UCLA, 6-2, 190.
- JAKE KUPP**
E, Washington, 6-3, 215.
- ROGER STAUBACH***
QB, Navy, 6-2, 190.
- BOBBY CRENSHAW**
G, Baylor, 6-3, 230 (went to AFL).

12. **JOHNNY NORMAN**
E, Northwestern Louisiana, 6-1, 185.
13. **JERRY RHOME**
QB, Tulsa, 6-0, 185.
14. **JIM WORDEN**
LB, Wittenberg, 6-1, 230.
15. **BILL VAN BURKLEO**
B, Tulsa, 5-11, 185.
16. **PAUL CERCEL**
C, Pittsburgh, 6-2, 222.
17. **HARRY ABELL**
E, Missouri, 6-3, 212 (went to AFL)
18. **NO SELECTION**
Player chosen not eligible.
19. **H. D. MURPHY**
B, Oregon, 6-0, 190.
20. **JOHN HUGHES**
C, SMU, 6-2, 220.

1965 (Drafted 5th)

1. **CRAIG MORTON**
QB, California, 6-4, 215.
2. **MALCOLM WALKER**
LB, Rice, 6-4, 245.
3. **NO CHOICE**
Choice traded to Green Bay (who traded it to New York) for JOHN ROACH.
4. **(A) JIM SIDLE**
B, -Auburn, 6-2, 215.
4. **(B) BOB SVIHUS**
T, USC, 6-4, 240 (went to AFL) — Choice from Detroit for SONNY GIBBS.
5. **ROGER PETTEE**
LB, Florida, 6-4, 230.
6. **SONNY UTZ**
RB, VPI, 5-11, 215.
7. **BRIG OWENS**
B, Cincinnati, 5-11, 183.
8. **RUSSELL WAYT**
LB, Rice, 6-4, 235.
9. **JIM ZANIOS**
FB, Texas Tech, 6-0, 215.
10. **GAYLON McCOLLOUGH**
C, Alabama, 6-3, 215.
11. **JETHRO PUGH**
T, Elizabeth City State, 6-6, 255.
12. **ERNIE KELLERMAN**
QB, Miami (Ohio), 6-0, 175.
13. **JACK SCHRAUB**
E, California, 6-6, 210.
14. **GARRY PORTERFIELD**
E, Tulsa, 6-3, 235.
15. **GENE FOSTER**
B, Arizona State, 6-0, 195 (went to AFL).
16. **DOUG McDUGAL**
E, Oregon State, 6-4, 228.
17. **MITCH JOHNSON**
T, UCLA, 6-4, 245.
18. **MARTIN AMSLER**
T, Evansville, 6-5, 250.
19. **MARV RETTENMUND**
HB, Ball State, 5-10, 195.
20. **RON BARLOW***
T, Kansas State, 6-2, 230.

1966 (Drafted 5th)

1. **JOHN NILAND**
G, Iowa, 6-3, 245.
2. **WILLIE TOWNES***
DE, Tulsa, 6-5, 265.
3. **NO CHOICE**
Choice to San Francisco for LEON DONOHUE.
4. **NO CHOICE**
Choice to Baltimore for RALPH NEELY.
5. **(A) NO CHOICE**
Choice to San Francisco for J. D. SMITH.
5. **(B) WALT GARRISON**
RB, Oklahoma State, 6-0, 209 — Choice from Baltimore thru Detroit for AMOS MARSH.
6. **BOB DUNLEVY**
E, West Virginia, 6-4, 195.
7. **ART ROBINSON**
E, Florida A & M, 6-0, 208.
8. **DON KUNIT**
RB, Penn State, 6-2, 200.
9. **DARRELL ELAM**
FL, West Virginia Tech, 6-2, 189.
10. **MASON MITCHELL**
RB, Washington, 6-1, 170.
11. **AUSTIN DENNEY***
E, Tennessee, 6-2, 225.
12. **(A) LES SHY**
RB, Long Beach State, 6-1, 200 — Choice from Pittsburgh for LEE FOLKINS.
12. **(B) CRAIG BAYNHAM***
RB, Georgia Tech, 6-1, 200.
13. **RONNIE LAMB**
B, South Carolina, 6-2, 216.
14. **LEWIS TURNER**
RB, Norfolk State, 6-2, 183.
15. **MARK GARTUNG***
DT, Oregon State, 6-4, 255.
16. **TOM PIGGEE**
RB, San Francisco State, 5-11, 200.
17. **GEORGE ALLEN**
T, West Texas State, 6-7, 245 (went to AFL).
18. **STEVE ORR**
DT, Washington, 6-4, 230.
19. **BYRON JOHNSON**
E, Central Washington State, 6-5, 255.
20. **LOU HUDSON**
FL, Minnesota, 6-5, 220.

1967 (Drafted 23rd)

1. **NO CHOICE**
Choice given along with second and two fifths, to Houston for RALPH NEELY.
2. **NO CHOICE**
NEELY trade.
3. **PHIL CLARK**
DB, Northwestern, 6-2, 207.
4. **CURTIS MARKER**
G, Northern Michigan, 6-2, 253.
5. **(A) NO CHOICE**
Choice and JIM STEFFEN from Washington for BRIG OWENS, MITCH JOHNSON & JAKE KUPP; NEELY trade.

5. **(B) NO CHOICE**
Choice from Cleveland for JOE BOB ISBELL; NEELY trade.
5. **(C) NO CHOICE**
Choice to Green Bay for HENRY GEMMINGER.
6. **SIMS STOKES**
E, Northern Arizona, 6-1, 198.
7. **RAYFIELD WRIGHT**
T, Ft. Valley State, 6-7, 235.
8. **STEVE LAUB**
QB, Illinois Wesleyan, 6-1, 190.
9. **BYRON MORGAN**
DB, Findlay (Ohio), 6-3, 212.
10. **EUGENE BOWEN**
RB, Tennessee A&I, 5-8, 210.
11. **PAT RILEY**
E, Kentucky, 6-2, 205.
12. **HAROLD DETERS**
K, North Carolina State, 6-0, 200.
13. **AL KERKIAN**
DE, Akron, 6-6, 235.
14. **TOM BOYD**
G, Tarleton State, 6-3, 250.
15. **LEAVIE DAVIS**
DB, Edward Waters College (Florida), 6-4, 210.
16. **PAUL BROTHERS**
HB, Oregon State, 6-1, 195.
17. **GEORGE ADAMS**
LB, Morehead State (Kentucky), 6-2, 218.

1968 (Drafted Alternately 20th, 19th, 21st)

1. **DENNIS HOMAN**
FL, Alabama, 6-1, 181.
2. **DAVID McDANIELS**
E, Mississippi Valley, 6-4, 200.
3. **(A) NO CHOICE**
Choice to Minnesota for LANCE RENTZ.
3. **(B) ED HARMON**
LB, Louisville, 6-4, 246 — Choice from Chicago for AUSTIN DENNEY and MAC PERCIVAL.
4. **(A) NO CHOICE**
Choice to New Orleans for LARRY STEPHENS.
4. **(B) JOHN DOUGLAS**
LB, Missouri, 6-2, 215 — Choice from New York for JIM COLVIN.
5. **BLAINE NYE**
G, Stanford, 6-4, 255.
6. **D. D. LEWIS**
LB, Mississippi State, 6-1, 210.
7. **BOB TAUCHER**
T, Nebraska, 6-4, 251.
8. **FRANK BROWN**
DE, Albany (Ga.) State, 6-3, 249.
9. **KEN KMIEC**
DB, Illinois, 6-2, 187.
10. **BEN OLISON**
FL, Kansas, 6-1, 170.
11. **RON SHOTTS**
RB, Oklahoma, 6-0, 206.
12. **WILSON WHITTY**
LB, Boston University, 6-3, 224.
13. **CARTER LORD**
TE, Harvard, 6-2, 214.
14. **RON WILLIAMS**
DB, West Virginia, 6-2, 190.
15. **TOMMY LUNCEFORD**
P, Auburn, 6-2, 202.

16. **LARRY COLE**
DE, Hawaii, 6-5, 250.
17. **GEORGE NORDGREN**
RB, Houston, 6-0, 200.

1969
(Drafted Alternately
24th, 23rd, 22nd)

1. **CALVIN HILL**
RB, Yale, 6-3, 230.
2. **RICHMOND FLOWERS**
WR, Tennessee, 6-0, 183.
3. **(A) TOM STINCIC**
LB, Michigan, 6-2, 226.
3. **(B) HALVOR HAGEN**
DE, Weber State, 6-5, 250 — Choice from San Francisco for HAROLD HAYS.
4. **NO CHOICE**
Choice to New Orleans for DAVE SIMMONS.
5. **(A) NO CHOICE**
Choice to Baltimore for ANDY STYNCHULA.
5. **(B) CHUCK KYLE**
LB, Purdue, 6-1, 220 — Choice from Los Angeles for COY BACON.
6. **RICH SHAW**
FL, Arizona State, 6-4, 205.
7. **LARRY BALES**
WR, Emory & Henry, 5-11, 185.
8. **ELMER BENHARDT**
LB, Missouri, 6-2, 200.
9. **CLAXTON WELCH**
RB, Oregon, 5-11, 200.
10. **STUART GOTTLIEB**
G, Weber State, 6-5, 250.
11. **CLARENCE WILLIAMS**
DT, Prairie View A & M, 6-5, 250.
12. **BOB BELDEN**
QB, Notre Dame, 6-2, 210.
13. **RENE MATISON**
WR, New Mexico, 6-0, 185.
14. **GERALD LUTRI**
T, Northern Michigan, 6-4, 256.
15. **BILL JUSTUS**
DB, Tennessee, 6-1, 180.
16. **FLOYD KERR**
DB, Colorado State, 6-3, 195.
17. **BILL BAILEY**
DT, Lewis & Clark, 6-4, 260.

1970
(Drafted 23rd)

1. **DUANE THOMAS**
RB, West Texas, 6-1, 220.
2. **(A) BOB ASHER**
T, Vanderbilt, 6-5, 250 — Choice from Chicago for CRAIG BAYNHAM and PHIL CLARK.
2. **(B) MARGENE ADKINS**
WR, Henderson J. C., 5-10, 183.
3. **(A) CHARLIE WATERS**
CB, Clemson, 6-1, 193 — Choice from Houston through Cleveland for JERRY RHOME.
3. **(B) STEVE KINER**
LB, Tennessee, 6-1, 220 — Choice from Cleveland for JERRY RHOME.
3. **(C) DENTON FOX**
S, Texas Tech, 6-2, 205.
4. **JOHN FITZGERALD**
T, Boston College, 6-4, 265.
5. **NO CHOICE**
Choice to St. Louis for BOBBY JOE CONRAD.

6. **PAT TOOMAY**
DE, Vanderbilt, 6-5, 230.
7. **DON ABBEY**
LB, Penn State, 6-2, 252.
8. **JERRY DOSSEY**
G, Arkansas, 6-4, 244.
9. **ZENON ANDRUSYSHYN**
K, UCLA, 6-2, 212.
10. **PETE ATHAS**
S, Dade J. C., 6-0, 186.
11. **IVAN SOUTHERLAND**
DT, Clemson, 6-4, 246.
12. **JOE WILLIAMS**
RB, Wyoming, 6-1, 193.
13. **MARK WASHINGTON**
CB, Morgan State, 5-11, 183.
14. **JULIAN MARTIN**
WR, North Carolina Central, 6-3, 190.
15. **KEN DeLONG**
TE, Tennessee, 6-2, 223.
16. **SEABERN HILL**
CB, Arizona State, 6-2, 195.
17. **GLENN PATTERSON**
C, Nebraska, 6-3, 220.

1971
(Drafted 25th)

1. **TODY SMITH**
DE, Southern California, 6-5, 250.
2. **ISAAC THOMAS**
CB, Bishop, 6-2, 190.
3. **(A) SAM SCARBER**
RB, New Mexico, 6-2, 235 — Choice from St. Louis for JOHN WILBUR.
3. **(B) BILL GREGORY**
DE, Wisconsin, 6-5, 240.
4. **(A) JOE CARTER**
TE, Grambling, 6-3, 219 — Choice from New Orleans for WILLIE TOWNES.
4. **(B) BUDDY MITCHELL**
T, Mississippi, 6-5, 232.
5. **RON KADZIEL**
LB, Stanford, 6-3, 215.
6. **STEVE MAIER**
WR, Northern Arizona, 6-3, 192.
7. **BILL GRIFFIN**
T-G, Catawba, 6-5, 250.
8. **RON JESSIE**
WR, Kansas, 6-0, 183.
9. **HONOR JACKSON**
WR, Pacific, 6-2, 190.
10. **RODNEY WALLACE**
DT, New Mexico, 6-5, 260.
11. **ERNEST BONWELL**
LB, Lane College, 6-4, 225.
12. **STEVE GOEPEL**
QB, Colgate, 6-1½, 200.
13. **JAMES FORD**
RB, Texas Southern, 6-0, 200.
14. **TYRONE COUEY**
DB, Utah State, 6-1½, 194.
15. **BOB YOUNG**
TE, Delaware, 6-5, 250.
16. **JOHN BRENNAN**
T, Boston College, 6-2½, 260.
17. **JOHN BOMER**
C, Memphis State, 6-3, 230.

1972
(Drafted 26th)

1. **BILL THOMAS**
RB, Boston College, 6-2, 225.
2. **(A) ROBERT NEWHOUSE**
RB, Houston, 5-10, 202 — Choice from New England for HALVOR HAGEN and HONOR JACKSON.

2. **(B) JOHN BABINECZ**
LB, Villanova, 6-1, 222 — Choice from New Orleans for MARGENE ADKINS.
2. **(C) CHARLES McKEE**
WR, Arizona, 6-2, 199.
3. **(A) MIKE KELLER**
LB, Michigan, 6-4, 221 — Choice from New England for HALVOR HAGEN and HONOR JACKSON.
3. **(B) MARY BATEMAN**
P-K, Utah, 6-4, 213.
4. **(A) TIM KEARNEY**
LB, Northern Michigan, 6-2, 225 — Choice from New Orleans for JOE WILLIAMS.
4. **(B) ROBERT WEST**
WR, San Diego State, 6-4, 218 — Choice from New England for STEVE KINER.
4. **(C) CHARLES ZAPIEC**
LB, Penn State, 6-2, 222 — Choice from Detroit for RON JESSIE.
4. **(D) NO CHOICE**
Choice to New Orleans for DON TALBERT.
5. **NO CHOICE**
Choice to San Diego for TONY LISCIO.
6. **CHARLES BOLDEN**
DB, Iowa, 6-3, 195.
7. **NO CHOICE**
Choice to Chicago for LEE ROY CAFFEY.
8. **RALPH COLEMAN**
LB, North Carolina A&T, 6-4, 216.
9. **ROY BELL**
RB, Oklahoma, 5-10, 208.
10. **RICHARD AMMAN**
DE, Florida State, 6-5, 234.
11. **LONNIE LEONARD**
T-G, North Carolina A&T, 6-4, 244.
12. **JIMMY HARRIS**
WR, Ohio State, 5-10, 180.
13. **JEAN FUGETT**
TE, Amherst, 6-3, 219.
14. **ALAN THOMPSON**
RB, Wisconsin, 6-0, 225.
15. **CARLOS ALVAREZ**
WR, Florida, 5-10, 184.
16. **GORDON LONGMIRE**
QB, Utah, 6-1, 205.
17. **ALFONSO CAIN**
DT, Bethune-Cookman, 6-3, 271.

1973
(Drafted Alternately
20th, 22nd and 21st)

1. **BILLY JOE DUPREE**
TE, Michigan State, 6-4, 225.
2. **(A) GOLDEN RICHARDS**
WR, Hawaii, 6-0, 172 — Choice from Green Bay for RON WIDBY and IKE THOMAS.
2. **(B) NO CHOICE**
Choice to Chicago as compensation for signing JACK CONCANON.
3. **(A) HARVEY MARTIN**
DT, East Texas State, 6-5, 262 — Choice from Houston through New Orleans for TOM STINCIC.
3. **(B) NO CHOICE**
Choice to New England for RON SELLERS.
4. **DRANE SCRIVENER**
DB, Tulsa, 6-0, 176.
5. **BRUCE WALTON**
T, UCLA, 6-6, 251.

6. **BOB LEYEN**
G, Yale, 6-4, 256.
7. **RODRIGO BARNES**
LB, Rice, 6-1, 215.
8. **DAN WERNER**
QB, Michigan State, 6-4, 195.
9. **MIKE WHITE**
CB, Minnesota, 6-0, 196.
10. **CARL JOHNSON**
LB, Tennessee, 6-1, 225.
11. **GERALD CASWELL**
G, Colorado State, 6-4, 250.
12. **JIM ARNESON**
G, Arizona, 6-3, 236.
13. **JOHN SMITH**
WR, UCLA, 6-1, 187.
14. **BOB THORNTON**
G-C, North Carolina, 6-3, 234;
15. **WALT BAISY**
LB, Grambling, 6-2, 222.
16. **JOHN CONLEY**
TE, Hawaii, 6-2, 228.
17. **LES STRAYHORN**
RB, East Carolina, 5-10, 205.

1974

**(Drafted Alternately
22nd, 21st, 20th
and 23rd)**

1. **(A) ED JONES**
DE, Tennessee State, 6-8, 260
— Choice from Houston for
SMITH and BILLY PARKS.
1. **(B) CHARLEY YOUNG**
RB, North Carolina State, 6-1,
215.
2. **NO CHOICE**
Choice and RON SELLERS to Mi-
ami for OTTO STOWE.
3. **(A) DANNY WHITE**
QB, Arizona State, 6-2, 180 —
Choice from Houston for
SMITH and BILLY PARKS.
3. **(B) CAL PETERSON**
LB, UCLA, 6-3, 218
4. **(A) KEN HUTCHERSON**
LB, Livingston State, 6-1, 214
— Choice from Oakland for GLOS-
TER RICHARDSON.
4. **(B) ANDY ANDRADE**
RB-DB, Northern Michigan, 5-11,
193.
5. **JOHN KELSEY**
T, Missouri, 6-6, 226.
6. **JIM BRIGHT**
DB, UCLA, 6-1, 210.
7. **RAYMOND NESTER**
LB, Michigan State, 6-2, 224.
8. **MIKE HOLT**
DB, Michigan State, 5-11, 176.
9. **BILL DULIN**
T, Johnson C. Smith, 6-6, 244.
10. **DENNIS MORGAN**
DB, Western Illinois, 5-11, 203.
11. **HARVEY MCGEE**
WR, Southern Mississippi, 6-2,
209.
12. **KEITH BOBO**
QB, Southern Methodist, 6-3, 196.
13. **FRED LIMA**
K, Colorado, 5-9, 202.
14. **DOUG RICHARDS**
DB, Brigham Young, 6-4, 185.
15. **BRUCE CRAFT**
DT, Geneva, Pa., 6-4, 232.
16. **GENE KILLIAN**
T, Tennessee, 6-4, 225.
17. **LAWRIE SKOLROOD**
T, North Dakota, 6-5, 230.

Cowboys on Radio

Fifty-thousand-watt clear channel KRLD in Dallas is the flagship station for the eight-state Cowboys Radio Network, largest in the NFL. More than 160 stations will carry the games in 1974.

The Cowboys Network broadcast team features Frank Glieber, Verne Lundquist and Al Wisk.

Listed below are the Texas stations on the network. Other states tuned in to the Cowboys on radio are Oklahoma, Arkansas, Louisiana, New Mexico, Mississippi, Tennessee and Arizona.

KWKC, Abilene; KGNC-FM, Amarillo; KPUR and KACT, Andrews; KOKE and KOKE-FM, Austin; KIOX, Bay City; KLVI, Beaumont; KWGH, Big Lake; KBST, Big Spring; KBBB, Borger; KNEL, Brady; KSTB, Breckenridge; KBOR, Brownsville; KBWD, Brownwood; WTAW, Bryan; KCAN, Canyon; KGAS, Carthage; KDET, Center; KSTA, Coleman; KVMC, Colorado City; KCOM, Comanche; KMCO, Conroe; KEYS, Corpus Christi; KAND, Corsicana; KIVY and KIVY-FM, Crockett; KXIT and KXIT-FM, Dalhart; KDDD and KDDD-FM, Dumas; KURY, Edinburg; KROD, El Paso; KFJZ, Fort Worth; KGAF and KGAF-FM, Gainesville; KILE, Galveston; KGTN and KGTN-FM, Georgetown; KGVL, Greenville; KCLW, Hamilton; KPAN and KPAN-FM, Hereford; KHBR and KHBR-FM, Hillsboro; KNUZ, Houston; KSAM, Huntsville; KERB, Kermit; KIXS and KIXS-FM, Killeen; KINE and KPUP-FM, Kingsville; KPET, Lamesa; KVOZ, Laredo; KLYT, Levelland; KZZN, Littlefield; KLUE and KHER-FM, Longview; KLLL and KLLL-FM, Lubbock; KRBA, Lufkin; KMHT, Marshall; KNFM, Midland; KVKM, Monahans; KIMP-FM, Mt. Pleasant; KEEE and KEFM-FM, Nacogdoches; KWBC, Navasota; KNBO, New Boston; KGNB or KNBT-FM, New Braunfels; KBZB, Odessa; KNET, Palestine; KGRO, Pampa; KPLT, Paris; KWVG, Pearlsall; KIUN, Pecos; KEYE, Perryton; KVOP, Plainview; KTLU, Rusk; KITE, San Antonio; KSNY, Snyder; KBMF, Spearman; KDWT, Stamford; KSST, Sulphur Springs; KXOX, Sweetwater; KYLE, Temple; KTFS, Texarkana; KTUE, Tulia; KDOK and KNUE, Tyler; KRZI, Waco; KNTD, Wichita Falls.

Dallas Cowboys 1974 Veteran Roster

NO.	NAME	POS.	HT.	WT.	BIRTHDATE	NFL YR.	COLLEGE
64	Arneson, Jim	G	6-3	250	1/7/51	2	Arizona
53	Babinecz, John	LB	6-1	222	7/27/50	3	Villanova
31	Barnes, Benny	CB	6-1	190	3/3/51	3	Stanford
56	Barnes, Rodrigo	LB	6-1	215	2/10/50	2	Rice
81	Bateman, Marv	P	6-4	213	4/5/50	3	Utah
63	Cole, Larry	DE	6-4	250	11/15/46	7	Hawaii
18	Concannon, Jack	QB	6-3	200	2/25/43	9	Boston College
89	DuPree, Billy Joe	TE	6-4	225	3/7/50	2	Michigan State
52	Edwards, Dave	LB	6-1	225	12/14/39	12	Auburn
62	Fitzgerald, John	C	6-5	250	4/16/48	4	Boston College
15	Fritsch, Toni	K	5-7	185	7/10/45	4	None
84	Fugett, Jean	TE	6-3	219	12/16/51	3	Amherst
32	Garrison, Walt	RB	6-0	205	7/23/44	9	Oklahoma State
80	Gibson, Paul	WR	6-2	195	6/20/48	2	Texas-El Paso
68	Gipson, Tom	DT	6-7	290	7/28/48	2	North Texas St.
34	Green, Cornell	S	6-3	208	2/10/40	13	Utah State
77	Gregory, Bill	DE-DT	6-5	255	12/14/49	4	Wisconsin
43	Harris, Cliff	S	6-0	184	11/12/48	5	Quachita
22	Hayes, Bob	WR	5-11	185	12/20/43	10	Florida A&M
35	Hill, Calvin	RB	6-4	227	1/2/47	6	Yale
55	Jordan, Lee Roy	LB	6-1	221	12/27/41	12	Alabama
57	Keller, Mike	LB	6-4	221	12/13/49	2	Michigan
50	Lewis, D. D.	LB	6-1	225	10/16/45	6	Mississippi State
74	Lilly, Bob	DT	6-5	260	7/26/39	14	Texas Christian
51	Manders, Dave	C	6-2	250	2/20/41	10	Michigan State
79	Martin, Harvey	DE	6-5	262	11/16/50	2	East Texas State
14	Morton, Craig	QB	6-4	214	2/5/43	10	California
73	Neely, Ralph	T	6-6	265	9/12/43	10	Oklahoma
44	Newhouse, Robert	RB	5-10	202	1/9/50	3	Houston
76	Niland, John	G	6-3	245	2/29/44	9	Iowa
61	Nye, Blaine	G	6-4	251	3/29/46	7	Stanford
88	Pearson, Drew	WR	6-0	175	1/12/51	2	Tulsa
75	Pugh, Jethro	DT	6-6	260	7/3/44	10	Eliz. City State
20	Renfro, Mel	CB	6-0	190	12/30/41	11	Oregon
83	Richards, Golden	WR	6-0	172	12/31/50	2	Hawaii
45	Robinson, Larry	RB	6-4	210	4/6/51	2	Tennessee
86	Smith, John	WR	6-1	187	8/5/50	1	UCLA
12	Staubach, Roger	QB	6-3	197	2/5/42	6	Navy
82	Stowe, Otto	WR	6-2	188	2/25/49	4	Iowa State
40	Strayhorn, Les	RB	5-10	205	9/1/51	2	East Carolina
67	Toomay, Pat	DE	6-5	247	5/17/48	5	Vanderbilt
71	Wallace, Rodney	T	6-5	255	2/10/49	4	New Mexico
78	Walton, Bruce	G-T	6-6	251	6/14/51	2	UCLA
46	Washington, Mark	CB	5-10	188	12/25/47	5	Morgan State
41	Waters, Charlie	CB	6-1	193	9/10/48	4	Clemson
11	Werner, Dan	QB	6-4	195	3/7/50	1	Michigan State
25	Williams, Willie	DB	6-3	200	8/9/51	1	Florida Southern
70	Wright, Rayfield	T	6-6	255	8/23/45	8	Fort Valley State

Dallas Cowboys 1974 Rookie Roster

PLAYER	POS.	HT.	WT.	BIRTHDATE	HOW ACQ.	COLLEGE
Abadi, Henry	K	6-3	195	5/1/49	FA	Clemson
Alberts, Clarence	RB	5-10	200	3/3/52	FA	Texas A&I
Andrade, Andy	RB-DB	5-11	193	6/14/51	D4B-'74	Northern Michigan
Andrews, Ken	RB	6-1	215	3/30/51	FA	Penn State
Bartley, L. B.	T	6-2	227	8/29/50	FA	Tulsa
Beavers, Sam	LB	6-3	226	11/24/50	FA	Texas-Arlington
Billingsly, Paul	OL	6-4	240	3/28/51	FA	Abilene Christian
Bobo, Keith	QB	6-3	196	4/10/51	D12-'74	Southern Methodist
Bowser, Joe	WR	6-0	172	8/28/51	FA	Lamar
Brown, Reggie	DL	6-3	222	9/11/50	FA	Louisville
Chavez, Ralph	K	5-9	200	6/15/50	FA	Arizona State
Colston, Ron	T	6-6	264	1/4/47	FA	Great Falls
Cordes, William	LB	6-1	216	5/3/51	FA	Stanford
Craft, Bruce	DL	6-4	232	9/23/50	D15-'74	Geneva
Dennison, Doug	RB	6-1	194	12/18/51	FA	Kutztown State
Dulin, Bill	OL	6-6	244	8/22/52	D9-'74	Johnson C. Smith
Ginestra, Marty	QB	6-3	200	9/15/52	FA	Temple
Golden, Hawkins	K	5-11	180	6/20/52	FA	Vanderbilt
Gooden, Harry	DL	6-5	250	4/7/50	FA	Alcorn A&M
Hardin, John	LB	6-3	200	1/13/52	FA	Wake Forest
Haynes, Naamon	LB	6-1	236	5/15/51	FA	Claremont-Mudd
Hewitt, Jeffrey	OL	6-5	250	3/6/52	FA	Hamilton
Holt, Mike	DB	5-11	176	1/26/52	DB-'74	Michigan State
Houston, William	WR	6-3	208	8/22/51	FA	Jackson State
Howard, Ron	TE	6-4	217	3/3/51	FA	Seattle
Hutcherson, Ken	LB	6-1	214	7/14/52	D4A-'74	Livingston State
James, Ed	DB	6-3	185	2/9/52	FA	Southern Illinois
Jeffers, James	G	6-2	262	7/8/50	FA	Kearney State
Johnson, Cleo	DB	6-0	185	6/9/52	FA	Georgia Tech
Johnson, Dave	DB	6-2	180	8/26/50	FA	Cincinnati
Jones, Ed	DE	6-8	260	2/23/51	D1A-'74	Tennessee State
Killian, Gene	OL	6-4	225	9/22/52	D16-'74	Tennessee
Kokolus, Harry	K	5-10	184	5/25/52	FA	Iowa
Korzyskowski, David	C	6-2	256	8/1/51	FA	Temple
Krijt, Dirk	K	6-2	180	4/24/48	FA	Michigan State
Lewis, Earl	TE	6-6	219	5/10/48	FA	Oklahoma Christian
Lima, Fred	K	5-9	202	11/17/51	D13-'74	Colorado
Longley, Clint	QB	6-1	200	7/28/52	Trade-'74	Abilene Christian
Marquardt, Larry	TE	6-4	240	4/27/52	FA	Iowa State
Marshall, James	DB	5-11	190	9/8/52	FA	Jackson State
Mays, Damon	WR	6-1	185	8/14/49	FA	Michigan State
McElveen, Anthony	DL	6-5	255	3/23/50	FA	Texas Southern
McGee, Harvey	WR	6-2	209	11/21/50	D11-'74	Southern Mississippi
Miller, Billy Don	K	6-1	159	9/13/52	FA	Henderson State
Morgan, Dennis	DB	5-11	203	6/26/52	D10-'74	Western Illinois
Morris, Donnie Joe	WR	5-10	182	2/16/50	FA	North Texas State
Murphy, Bill	OL	6-3	240	10/12/51	FA	Maryland
Nester, Ray	LB	6-2	224	4/25/52	D7-'74	Michigan State
Peddicord, Haskell	DL	6-6	238	1/14/52	FA	Yale
Peterson, Cal	LB	6-3	218	10/16/52	D3B-'74	UCLA
Petitt, Ronnie	LB	6-4	225	5/12/52	FA	Bishop
Prout, Bob	DB	6-1	190	5/11/51	FA	Knox
Richards, Doug	DB	6-4	185	8/16/52	D14-'74	Brigham Young
Robb, John	OL	6-2	242	7/12/52	FA	Pittsburgh
Samuels, Benjamin	QB	6-3	191	9/27/51	FA	South Carolina State
Spivey, Paul	RB	5-10	194	1/24/52	FA	Alabama
Thompson, Alfred	RB	5-10	192	11/16/51	FA	Eastern Kentucky
Thomson, Bob	DL	6-6	231	1/16/53	FA	Pennsylvania
Urubek, Steve	C	6-2	230	12/11/51	FA	Tennessee
Walker, Louie	LB	6-1	216	7/23/52	FA	Colorado State
Williams, Gerrard	DB	6-0	180	5/25/52	FA	Langston
Young, Charles	RB	6-1	215	10/13/52	D1B-'74	North Carolina State

Cowboys on the Road

Team and Publicist's Itinerary

(Subject to Slight Changes)

OAKLAND (Saturday, Aug. 3, 8 p.m. PDT). Arrive via Air California charter Saturday. Will spend day at Edgewater Hyatt House (415/562-6100).

Publicist — Arrives Tuesday at Edgewater Hyatt House.

LOS ANGELES (Saturday, Aug. 10, 7 p.m. PDT). Arrive at Coliseum via bus from Thousand Oaks.

Publicist — Available on request. Will work out of Thousand Oaks.

NEW ORLEANS (Saturday, Aug. 24, 8 p.m. CDT). Arrive via Braniff charter Saturday. Will spend day at Sheraton Inn, New Orleans International Airport (504/722-3111).

Publicist — Arrives Tuesday at Sheraton Inn.

ATLANTA (Sunday, Sept. 15, 4 p.m. EDT). Arrive via Braniff charter Saturday. Stay at Marriott Hotel (404/659-6500).

Publicist — Arrives Tuesday at Marriott.

PHILADELPHIA (Monday, Sept. 23, 9 p.m. EDT). Arrive via Braniff charter Sunday. Will stay at Marriott Hotel (215/667-0200).

Publicist — Arrives Tuesday at Marriott.

ST. LOUIS (Sunday, Oct. 13, 1 p.m. CDT). Arrive via Braniff charter Saturday. Stay at Chase-Park Plaza (314/361-2500).

Publicist — Arrives Tuesday at Chase-Park Plaza.

NEW YORK GIANTS (New Haven, Sunday, Oct. 27, 1 p.m. EDT). Arrive via Braniff charter Saturday. Stay at Ramada Inn North Haven (203/239-4225).

Publicist — Arrives Monday at Essex House in New York (212/247-0300).

WASHINGTON (Sunday, Nov. 17, 4 p.m. EDT). Arrive via Braniff charter Saturday. Stay at Crystal City Marriott (703/521-5500).

Publicist — Arrives Tuesday at Crystal City Marriott.

HOUSTON (Sunday, Nov. 24, 1 p.m. CDT). Arrive via Braniff charter Saturday. Stay at Marriott Hotel (713/747-6200).

Publicist — Arrives Wednesday at Marriott.

OAKLAND (Saturday, Dec. 14, 6 p.m. PDT). Arrive via Braniff charter Friday. Stay at Edgewater Hyatt House (415/562-6100).

Publicist — Arrives Tuesday at Edgewater Hyatt House.

COWBOYS OPPONENTS

ATLANTA FALCONS

Sept. 15 at Atlanta

521 Capitol Ave., S.W.

Atlanta, Ga. 30312

President — Frank E. Wall

Publicity — Wilt Browning

Office Phone — 404/688-8684

Home Phone — 404/972-0672

Colors — Red, Black, White
and Old Gold

Atlanta Stadium — 58,850 Cap.



VAN BROCKLIN



HUMPHREY

1973 Record — Won 9, Lost 5; All-Time Record (8 seasons) — Won 39, Lost 69, Tied 4.

Head Coach — Norm Van Brocklin (sixth season, Won 33, Lost 34, Tied 3); Assistants — Billy Ray Barnes, Fred Bruney, Marion Campbell, Harry Gilmer, Bob Griffin, Marv Matuszak, Duane Putnam.

— SERIES HISTORY —
(Dallas Leads Series, 4-0)

Year	Site	Winner-Score	Att.	Year	Site	Winner-Score	Att.
1966	Atlanta	Dallas, 47-14	56,990	1969	Atlanta	Dallas, 24-17	54,833
1967	Dallas	Dallas, 37-7	54,751	1970	Dallas	Dallas, 13-0	53,611

1973 Results

(9-5)

62	@ N. Orleans	7
0	@ L. Angeles	31
6	@ Detroit	31
9	San Francisco	13
46	Chicago	6
41	@ San Diego	0
17	@ San Fran.	3
15	Los Angeles	13
44	@ Phila.	27
20	Minnesota	14
28	@ N.Y. Jets	20
6	Buffalo	17
10	St. Louis	32
14	New Orleans	10
318	TOTALS	224

1974 Schedule

Sept. 15—DALLAS
Sept. 22—San Fran.
Sept. 29—@ N. O.
Oct. 6—@ Giants
Oct. 13—Chicago
Oct. 20—N. Orleans
Oct. 28—@ Pitts.
Nov. 3—@ Miami
Nov. 10—@ L. A.
Nov. 17—Baltimore
Nov. 24—@ S. Fran.
Dec. 1—Los Angeles
Dec. 7—@ Minnesota
Dec. 15—Green Bay

1973 TEAM LEADERS

RUSHING

	Att.	Yds.	Avg.	TD
Dave Hampton	263	997	3.8	4
Eddie Ray	96	434	4.5	9
Art Malone	76	336	4.4	2

PASSING

	Att.	Comp.	Yds.	TD	Int.
Bob Lee	230	120	1,786	10	8
Pat Sullivan	26	14	175	1	0

RECEIVING

	No.	Yds.	Avg.	TD
Jim Mitchell	32	420	13.1	0
Ken Burrow	31	567	18.3	7
Dave Hampton	26	273	10.9	1

COWBOYS OPPONENTS

PHILADELPHIA EAGLES

Sept. 23 at Philadelphia

Oct. 20 at Dallas

Veterans Stadium

Philadelphia, Pa. 19148

President — Leonard H. Tose

Publicity — Jim Gallagher

Office Phone — 215/463-2500

Home Phone — 215/279-7989

Colors — Kelly Green, White and Silver

Veterans Stadium — 65,954 Cap.

1973 Record — Won 5, Lost 8, Tied 1; All-Time Record (41 seasons) — Won 204, Lost 281, Tied 22.

Head Coach — Mike McCormack (second season, Won 5, Lost 8, Tied 1); Assistants — Boyd Dowler, John Idzik, Dick LeBeau, John Mazur, Walt Michaels, John Sandusky, Jerry Wampfler.

— SERIES HISTORY —

(Dallas Leads Series, 16-11)

Year	Site	Winner-Score	Att.	Year	Site	Winner-Score	Att.
1960	Dallas	Phil., 27-25	18,500	1966	Phil.	Phil., 24-23	60,658
1961	Dallas	Phil., 43-7	25,000	1967	Phil.	Phil., 21-14	60,740
1961	Phil.	Phil., 35-13	60,127	1967	Dallas	Dallas, 38-17	55,834
1962	Dallas	Dallas, 41-19	18,645	1968	Phil.	Dallas, 45-13	60,858
1962	Phil.	Phil., 28-14	58,070	1968	Dallas	Dallas, 34-14	72,083
1963	Phil.	Phil., 24-21	60,671	1969	Phil.	Dallas, 38-7	60,658
1963	Dallas	Dallas, 27-20	23,694	1969	Dallas	Dallas, 49-14	71,509
1964	Dallas	Phil., 17-14	55,972	1970	Phil.	Dallas, 17-7	59,728
1964	Phil.	Phil., 24-14	60,671	1970	Dallas	Dallas, 21-17	55,736
1965	Dallas	Phil., 35-24	56,249	1971	Phil.	Dallas, 42-7	65,358
1965	Phil.	Dallas, 21-19	54,714	1971	Dallas	Dallas, 20-7	60,178
1966	Dallas	Dallas, 56-7	69,372	1972	Dallas	Dallas, 28-6	55,850
				1972	Phil.	Dallas, 28-7	65,720
				1973	Phil.	Phil., 30-16	65,954
				1973	Dallas	Dallas, 31-10	61,985



MCCORMACK



CARMICHAEL

1973 Results

(5-8-1)

23	St. Louis	34
23	@ Giants	23
7	Washington	28
26	@ Buffalo	27
27	@ St. Louis	24
21	@ Minnesota	28
30	DALLAS	16
24	New England	23
27	Atlanta	44
10	@ DALLAS	31
20	N.Y. Giants	16
28	@ S. Fran.	28
24	N.Y. Jets	23
20	@ Wash.	38
310	TOTALS	393

1974 Schedule

Sept. 15	—@ S. L.
Sept. 23	—DALLAS
Sept. 29	—Baltimore
Oct. 6	—@ S. Diego
Oct. 13	—N.Y. Giants
Oct. 20	—@ DALLAS
Oct. 27	—@ New O.
Nov. 3	—@ Pitts.
Nov. 10	—Washington
Nov. 17	—St. Louis
Nov. 24	—@ Wash.
Dec. 1	—Green Bay
Dec. 8	—@ Giants
Dec. 15	—Detroit

1973 TEAM LEADERS

RUSHING

	Att.	Yds.	Avg.	TD
Tom Sullivan	217	968	4.5	4
Norm Bulaich	106	436	4.1	1
Ron James	36	178	4.9	1

PASSING

	Att.	Comp.	Yds.	TD Int.
Roman Gabriel	460	270	3,219	23 12

RECEIVING

	No.	Yds.	Avg.	TD
Harold Carmichael	67	1,116	16.6	9
Charles Young	55	854	15.5	6
Tom Sullivan	50	322	6.4	1
Norm Bulaich	42	403	9.6	3


NEW YORK GIANTS

Sept. 29 at Dallas
Oct. 27 at New Haven

10 Columbus Circle
New York, N. Y. 10019
President — Wellington T. Mara
Publicity — Ed Croke
Office Phone — 212/582-7272
Home Phone — 914/631-1631
Colors — Red, White and Blue
Yale Bowl — 70,000 Capacity



ARNSPARGER



RON JOHNSON

1973 Record — Won 2, Lost 11, Tied 1; All-Time Record (49 seasons)
— Won 335, Lost 239, Tied 30.

Head Coach — Bill Arnsparger (first season); Assistants — Floyd Peters, John Symank, Ray Wietecha, Hunter Enis, Ted Plumb, Allan Webb, Ed Rutledge.

—SERIES HISTORY—

(Dallas Leads Series, 15-8-2)

Year	Site	Winner-Score	Att.	Year	Site	Winner-Score	Att.
1960	New York	Tie, 31-31	55,033	1967	Dallas	Dallas, 38-24	66,209
1961	Dallas	New York, 31-10	41,500	1968	Dallas	New York, 27-21	72,163
1961	New York	Dallas, 17-16	60,254	1968	New York	Dallas, 28-10	62,617
1962	Dallas	New York, 41-10	45,668	1969	Dallas	Dallas, 25-3	58,964
1962	New York	New York, 41-31	62,694	1970	Dallas	Dallas, 28-10	57,236
1963	New York	New York, 37-21	62,889	1970	New York	New York, 23-20	62,938
1963	Dallas	New York, 34-27	29,635	1971	Dallas	Dallas, 20-13	68,378
1964	Dallas	Tie, 13-13	33,225	1971	New York	Dallas, 42-14	62,815
1964	New York	Dallas, 31-21	63,031	1972	New York	Dallas, 23-14	62,725
1965	Dallas	Dallas, 31-2	59,366	1972	Dallas	New York, 23-3	64,602
1965	New York	Dallas, 38-20	62,871	1973	Dallas	Dallas, 45-28	64,898
1966	Dallas	Dallas, 52-7	60,010	1973	N. Haven	Dallas, 23-10	70,128
1966	New York	Dallas, 17-7	62,735				

1973 Results
(2-11-1)

34	Houston	14
23	Philadelphia	23
10	@ Cleveland	12
14	Green Bay	16
3	Washington	21
28	@ DALLAS	45
27	@ St. Louis	35
0	@ Oakland	42
10	DALLAS	23
24	St. Louis	13
16	@ Phila.	20
24	@ Wash.	27
6	@ L. Angeles	40
7	Minnesota	31
226	TOTALS	362

1974 Schedule

Sept. 15—Washington
Sept. 22—N. England
Sept. 29—@ DAL.
Oct. 6—Atlanta
Oct. 13—@ Phila.
Oct. 20—@ Wash.
Oct. 27—DALLAS
Nov. 3—@ Kan. City
Nov. 10—N. Y. Jets
Nov. 17—@ Detroit
Nov. 24—St. Louis
Dec. 1—@ Chicago
Dec. 8—Philadelphia
Dec. 15—@ St. L.

1973 TEAM LEADERS

RUSHING

	Att.	Yds.	Avg.	TD
Ron Johnson	260	902	3.5	6
Vin Clements	57	214	3.8	1
Johnny Roland	53	142	2.7	1
Joe Orduna	36	77	2.3	1

PASSING

	Att.	Comp.	Yds.	TD	Int.
Randy Johnson	177	99	1,279	7	8
Norm Snead	235	131	1,483	7	22

RECEIVING

	No.	Yds.	Avg.	TD
Bob Tucker	50	681	13.6	5
Don Hermann	43	520	12.1	2
Bob Grim	37	593	16.0	2
Ron Johnson	32	377	11.8	3

MINNESOTA VIKINGS

Oct. 6 at Dallas

7110 France Avenue South
Edina, Minn. 55435

President — Max Winter

Publicity — Merrill Swanson

Office Phone — 612/920-4805

Home Phone — 612/473-4407

Colors — Purple and White

Metropolitan Stad. — 48,503 Cap.



GRANT



TARKENTON

1973 Record — Won 12, Lost 2 (Lost to Miami in Super Bowl VIII, 24-7); All-Time Record (13 seasons) — Won 94, Lost 81, Tied 7.

Head Coach — Bud Grant (eighth season, Won 65, Lost 30, Tied 3);
Assistants — Jerry Burns, John Michels, Bus Mertes, Neill Armstrong, Jack Patera, Jocko Nelson.

— SERIES HISTORY —
(Dallas Leads Series, 5-2)

Year	Site	Winner-Score	Att.	Year	Site	Winner-Score	Att.
1961	Dallas	Dallas, 21-7	20,500	1970	Minn.	Minn., 54-13	47,900
1961	Minn.	Dallas, 28-0	33,070	1971 ^o	Minn.	Dallas, 20-12	49,100
1966	Dallas	Dallas, 28-17	64,116	1973 [†]	Dallas	Minn., 27-10	64,524
1968	Minn.	Dallas, 20-7	47,644				

^oDivisional Playoff Game

[†]NFC Championship Game

1973 Results

(12-2)

24	Oakland	16
22	@ Chicago	13
11	Green Bay	3
23	@ Detroit	9
17	@ S. Fran.	13
28	Philadelphia	21
10	Los Angeles	9
26	Cleveland	3
28	Detroit	7
14	@ Atlanta	20
31	Chicago	13
0	@ Cincinnati	27
31	@ Green Bay	7
31	@ Giants	7
296	TOTALS	168

1974 Schedule

Sept. 15	@ G. Bay
Sept. 22	@ Detroit
Sept. 29	Chicago
Oct. 6	@ DALLAS
Oct. 13	Houston
Oct. 20	Detroit
Oct. 27	N. England
Nov. 3	@ Chicago
Nov. 11	@ St. L.
Nov. 17	Green Bay
Nov. 24	@ L. A.
Dec. 1	New Orleans
Dec. 7	Atlanta
Dec. 14	@ K. City

1973 TEAM LEADERS

RUSHING

	Att.	Yds.	Avg.	TD
Chuck Foreman	182	801	4.4	4
Oscar Reed	100	401	4.0	3
Ed Marinaro	95	302	3.2	2
Dave Osborn	48	216	4.5	0
Bill Brown	47	206	4.4	3
Fran Tarkenton	41	202	4.9	1

PASSING

	Att.	Comp.	Yds.	TD	Int.
Fran Tarkenton	274	169	2,113	15	7
Bob Berry	24	10	121	1	2

RECEIVING

	No.	Yds.	Avg.	TD
John Gilliam	42	907	21.6	8
Chuck Foreman	37	362	9.8	2
Ed Marinaro	26	196	7.5	2
Stu Voigt	23	318	13.8	2

ST. LOUIS CARDINALS

Oct. 13 at St. Louis

Nov. 3 at Dallas

200 Stadium Plaza

St. Louis, Mo. 63102

Managing General Partner —

William V. Bidwell

Publicity — Joe Rhein

Office Phone 314/421-0777

Home Phone — 618/233-1431

Colors — Cardinal Red, White
and Black

Busch Stadium — 51,392 Capacity

1973 Record — Won 4, Lost 9, Tied 1; All-Time Record (52 seasons)
— Won 247, Lost 341, Tied 36.

Head Coach — Don Coryell (second season, Won 4, Lost 9, Tied 1);

Assistants — Jim Champion, Joe Gibbs Sid Hall, Jim Hanifan, Ray Willsey,
Wayne Sevier.

CORYELL



HART

— SERIES HISTORY —

(Dallas Leads Series, 13-10-1)

Year	Site	Winner-Score	Att.	Year	Site	Winner-Score	Att.
1960	St. Louis	St. Louis, 12-10	23,128	1966	St. Louis	Tie, 10-10	50,673
1961	Dallas	St. Louis, 31-17	20,500	1966	Dallas	Dallas, 31-17	76,965
1961	St. Louis	St. Louis, 31-13	15,384	1967	Dallas	Dallas, 46-21	68,787
1962	Dallas	St. Louis, 28-24	16,027	1968	St. Louis	Dallas, 27-10	48,296
1962	St. Louis	St. Louis, 52-20	14,201	1969	Dallas	Dallas, 24-3	62,134
1963	Dallas	St. Louis, 34-7	36,432	1970	St. Louis	St. Louis, 20-7	50,780
1963	St. Louis	Dallas, 28-24	12,695	1970	Dallas	St. Louis, 38-0	69,323
1964	Dallas	St. Louis, 16-6	36,605	1971	St. Louis	Dallas, 16-13	50,486
1964	St. Louis	Dallas, 31-13	28,253	1971	Dallas	Dallas, 31-12	66,672
1965	St. Louis	St. Louis, 20-13	32,034	1972	Dallas	Dallas, 33-24	65,218
1965	Dallas	Dallas, 27-13	38,499	1972	St. Louis	Dallas, 27-6	49,787
				1973	Dallas	Dallas, 45-10	64,729
				1973	St. Louis	Dallas, 30-3	43,946

1973 Results

(4-9-1)

34	@ Phila.	23
34	Washington	27
10	@ DALLAS	45
20	Oakland	17
14	Philadelphia	27
13	@ Wash.	31
35	N. Y. Giants	27
17	Denver	17
21	@ Green Bay	25
13	@ Giants	24
24	@ Cincinnati	42
16	Detroit	20
32	@ Atlanta	10
3	DALLAS	30
286	TOTALS	365

1974 Schedule

Sept. 15—Phila.
Sept. 22—@ Wash.
Sept. 29—Cleveland
Oct. 6—@ S. Fran.
Oct. 13—DALLAS
Oct. 20—@ Houston
Oct. 27—Washington
Nov. 3—@ DALLAS
Nov. 11—Minnesota
Nov. 17—@ Phila.
Nov. 24—@ Giants
Dec. 1—Kansas City
Dec. 8—@ New O.
Dec. 15—N.Y. Giants

1973 TEAM LEADERS

RUSHING

	Att.	Yds.	Avg.	TD
Donny Anderson	167	679	4.1	10
Terry Metcalf	148	628	4.2	2
Jim Otis	55	234	4.3	1

PASSING

	Att.	Comp.	Yds.	TD	Int.
Jim Hart	320	178	2,223	15	10
Gary Keithley	73	32	369	1	5

RECEIVING

	No.	Yds.	Avg.	TD
Jerry Smith	41	600	14.6	1
Donny Anderson	41	409	10.0	3
Terry Metcalf	37	316	8.5	0
Ahmad Rashad	30	409	13.6	3
Mel Gray	29	513	17.7	7

SAN FRANCISCO 49ers

Nov. 10 at Dallas

1255 Post St., Suite 300

San Francisco, Calif. 94109

President — Louis G. Spadia

Publicity — George McFadden

Office Phone — 415/771-1149

Home Phone — 415/941-7625

Colors — 49er Gold and Scarlet

Candlestick Park — 61,214 Cap.



NOLAN



WILCOX

1973 Record — Won 5, Lost 9; All-Time NFL Record (24 seasons) — Won 152, Lost 150, Tied 12.

Head Coach — Dick Nolan (seventh season, Won 43, Lost 36, Tied 5); Assistants — Don Heinrich, Doug Scovill, Dick Stanfel, Paul Wiggin, Ed Beard, Chet Franklin, Rich Brooks.

— SERIES HISTORY —

(Series Tied, 4-4-1)

Year	Site	Winner-Score	Att.	Year	Site	Winner-Score	Att.
1960	Dallas	San Fran., 26-14	10,000	1970*	San Fran.	Dallas, 17-10	59,625
1963	San Fran.	San Fran., 31-24	29,563	1971†	Dallas	Dallas, 14-3	66,311
1965	Dallas	Dallas, 39-31	39,677	1972	Dallas	San Fran., 31-10	65,124
1967	San Fran.	San Fran., 24-16	27,182	1972*	San Fran.	Dallas, 30-28	61,214
1969	Dallas	Tie, 24-24	62,348				

*Divisional Playoff Game

†NFC Championship Game

1973 Results

(5-9)

13	@ Miami	21
36	@ Denver	34
20	Los Angeles	40
13	@ Atlanta	9
13	Minnesota	17
40	New Orleans	0
3	Atlanta	17
20	@ Detroit	30
9	@ Wash.	33
13	@ L. Angeles	31
20	Green Bay	6
38	Philadelphia	28
10	@ N. Orleans	16
14	Pittsburgh	37
262	TOTALS	319

1974 Schedule

Sept. 15—@ N. O.

Sept. 22—@ Atlanta

Sept. 29—Cincinnati

Oct. 6—St. Louis

Oct. 14—@ Detroit

Oct. 20—@ L. A.

Oct. 27—Oakland

Nov. 4—Los Angeles

Nov. 10—@ DALLAS

Nov. 17—@ Chicago

Nov. 24—Atlanta

Dec. 1—@ Cleveland

Dec. 8—Green Bay

Dec. 15—N. Orleans

1973 TEAM LEADERS

RUSHING

	Att.	Yds.	Avg.	TD
Vic Washington	151	534	3.5	8
Ken Willard	83	366	4.4	1
Jimmy Thomas	56	259	4.6	1

PASSING

	Att.	Comp.	Yds.	TD	Int.
Steve Spurrier	157	83	882	4	7
John Brodie	194	98	1,126	3	12
Joe Reed	114	51	589	2	6

RECEIVING

	No.	Yds.	Avg.	TD
Ted Kwalick	47	729	15.5	5
Gene Washington	37	606	16.4	2
Danny Abramowicz	35	442	12.6	1
Vic Washington	33	238	7.2	0

WASHINGTON REDSKINS

Nov. 17 at Washington

Nov. 28 at Dallas

P. O. Box 74247

Dulles International Airport
Washington, D. C. 20041

President — Edward B. Williams

Publicity — Joe Blair

Office Phone — 703/471-9100

Home Phone — 301/589-6773

Colors — Burgundy and Gold

RFK Memorial Stadium

— 54,395 Capacity

1973 Record — Won 10, Lost 4; All-Time Record (37 seasons) — Won 217, Lost 216, Tied 21.

Head Coach — George Allen (fourth season, Won 30, Lost 11, Tied 1); Assistants — Ted Marchibroda, Charlie Waller, Bill Austin, Dick Bielski, Joe Walton, LaVern Torgeson, Ralph Hawkins, Jim Hilyer, Paul Lanham.

— SERIES HISTORY —

(Dallas Leads Series, 15-11-2)

Year	Site	Winner-Score	Att.	Year	Site	Winner-Score	Att.
1960	Wash.	Wash., 26-14	21,142	1967	Wash.	Dallas, 17-14	50,566
1961	Dallas	Tie, 28-28	17,500	1967	Dallas	Wash., 27-20	75,538
1961	Wash.	Wash., 34-24	21,451	1968	Wash.	Dallas, 44-24	50,816
1962	Dallas	Tie, 35-35	15,730	1968	Dallas	Dallas, 29-20	66,076
1962	Wash.	Dallas, 38-10	49,888	1969	Wash.	Dallas, 41-28	50,474
1963	Wash.	Wash., 21-17	40,101	1969	Dallas	Dallas, 20-10	56,924
1963	Dallas	Dallas, 35-20	18,838	1970	Wash.	Dallas, 45-21	50,415
1964	Dallas	Dallas, 24-18	25,158	1970	Dallas	Dallas, 34-0	57,936
1964	Wash.	Wash., 28-16	49,219	1971	Dallas	Wash., 20-16	72,000
1965	Dallas	Dallas, 27-7	61,577	1971	Wash.	Dallas, 13-0	53,041
1965	Wash.	Wash., 34-31	50,205	1972	Wash.	Wash., 24-20	53,039
1966	Wash.	Dallas, 31-30	50,927	1972	Dallas	Dallas, 34-24	65,136
1966	Dallas	Wash., 34-31	64,198	1972*	Wash.	Wash., 26-3	53,129
				1973	Wash.	Wash., 14-7	54,314
				1973	Dallas	Dallas, 27-7	64,458



ALLEN



HANBURGER

1973 Results

(10-4)

38	San Diego	0
27	@ St. Louis	34
28	@ Phila.	7
14	DALLAS	7
21	@ Giants	3
31	St. Louis	13
3	@ N. Orleans	19
16	@ Pittsburgh	21
33	San Francisco	9
22	Baltimore	14
20	@ Detroit	0
27	N.Y. Giants	24
7	@ DALLAS	27
38	Philadelphia	20
325	TOTALS	198

1974 Schedule

Sept. 15—@ Giants
Sept. 22—St. Louis
Sept. 30—Denver
Oct. 6—@ Cinn.
Oct. 13—Miami
Oct. 20—N.Y. Giants
Oct. 27—@ St. L.
Nov. 3—@ Gr. Bay
Nov. 10—@ Phila.
Nov. 17—DALLAS
Nov. 24—Phila.
Nov. 28—@ DALLAS
Dec. 9—@ L. A.
Dec. 15—Chicago

*NFC Championship Game

1973 TEAM LEADERS

RUSHING

	Att.	Yds.	Avg.	TD
Larry Brown	273	860	3.2	8
Charley Harraway	128	452	3.5	1
Duane Thomas	32	95	3.0	0

PASSING

	Att.	Comp.	Yds.	TD	Int.
Billy Kilmer	228	122	1,656	14	9
S. Jurgensen	145	87	904	6	5

RECEIVING

	No.	Yds.	Avg.	TD
Charley Taylor	59	801	13.6	7
Roy Jefferson	41	595	14.5	1
Larry Brown	40	482	12.0	6
Charley Harraway	32	291	9.1	3

COWBOYS OPPONENTS

HOUSTON OILERS

Nov. 24 at Houston

6910 Fannin

Houston, Texas 77025

President — K. S. "Bud" Adams, Jr.

Publicity — Jim McLemore

Office Phone — 713/748-6692

Home Phone — 713/729-3640

Colors — Columbia Blue, Scarlet
and White

Astrodome — 50,000 Capacity



GILLMAN



WILLIS

1973 Record — Won 1, Lost 13; All-Time Record (14 seasons) —
Won 79, Lost 111, Tied 6.

Head Coach — Sid Gillman (second season, Won 1, Lost 8); Assistants
— King Hill, Joe Madro, Lew Carpenter, Andy Bourgeois, Joe Woolley,
Larry Peccatiello, Bum Phillips, Ed Biles, Richie Petitbon, Sam Boghosian.

— SERIES HISTORY —

(Dallas Leads Series, 1-0)

Year	Site	Winner-Score	Att.
1970	Dallas	Dallas, 52-10	50,504

1973 Results

	(1-13)	
14	@ Giants	34
10	@ Cincinnati	24
7	Pittsburgh	36
26	Los Angeles	31
20	Denver	48
13	@ Cleveland	42
14	@ Chicago	35
31	@ Baltimore	27
13	Cleveland	23
14	Kansas City	39
0	New England	32
6	Oakland	17
7	@ Pittsburgh	33
24	Cincinnati	27
199	TOTALS	447

1974 Schedule

Sept. 15	—San Diego
Sept. 22	—@ Cleve.
Sept. 29	—Kan. City
Oct. 6	—Pittsburgh
Oct. 13	—@ Minn.
Oct. 20	—St. Louis
Oct. 27	—@ Cinn.
Nov. 3	—@ N.Y. Jets
Nov. 10	—@ Buffalo
Nov. 17	—Cincinnati
Nov. 24	—DALLAS
Dec. 1	—@ Pitts.
Dec. 8	—@ Denver
Dec. 15	—Cleveland

1973 TEAM LEADERS

RUSHING

	Att.	Yds.	Avg.	TD
Fred Willis	171	579	3.4	4
Bob Gresham	104	400	3.8	2
Paul Robinson	34	151	4.4	2
Dan Pastorini	31	102	3.3	0

PASSING

	Att.	Comp.	Yds.	TD	Int.
Dan Pastorini	290	154	1,482	5	17
Lynn Dickey	120	71	888	6	10

RECEIVING

	No.	Yds.	Avg.	TD
Fred Willis	57	371	6.5	1
Billy Parks	43	581	13.5	1
Ken Burrough	42	577	13.7	2
Bob Gresham	28	244	8.7	1

COWBOYS OPPONENTS

CLEVELAND BROWNS

Dec. 7 at Dallas

Tower B

Cleveland Stadium

Cleveland, Ohio 44114

President — Arthur B. Modell

Publicity — Nate Wallack

Office Phone — 216/696-5555

Home Phone — 216/464-1685

Colors — Brown, Orange and White

Cleveland Stadium — 79,282 Cap.



SKORICH



PRUITT

1973 Record — Won 7, Lost 5, Tied 2; All-Time NFL Record (24 seasons) — Won 213, Lost 92, Tied 9.

Head Coach — Nick Skorich (fourth season, Won 26, Lost 14, Tied 2); Assistants — Forrest Gregg, Dale Lindsey, Richie McCabe, Dick Modzelewski, Fran Polsfoot, Al Tabor, Dick Wood.

— SERIES HISTORY —

(Cleveland Leads Series, 14-6)

Year	Site	Winner-Score	Att.	Year	Site	Winner-Score	Att.
1960	Dallas	Cleveland, 48-7	28,500	1965	Dallas	Cleveland, 24-17	76,251
1961	Cleveland	Cleveland, 25-7	43,638	1966	Cleveland	Cleveland, 30-21	84,721
1961	Dallas	Cleveland, 38-17	23,500	1966	Dallas	Dallas, 26-14	80,259
1962	Cleveland	Cleveland, 19-10	44,040	1967	Cleveland	Dallas, 21-14	81,039
1962	Dallas	Dallas, 45-21	24,226	1967*	Dallas	Dallas, 52-14	70,786
1963	Dallas	Cleveland, 41-24	28,710	1968	Dallas	Dallas, 28-7	68,733
1963	Cleveland	Cleveland, 27-17	55,096	1968*	Cleveland	Cleveland, 31-20	81,497
1964	Cleveland	Cleveland, 27-6	72,062	1969	Cleveland	Cleveland, 42-10	84,850
1964	Dallas	Cleveland, 20-16	37,456	1969*	Dallas	Cleveland, 38-14	69,321
1965	Cleveland	Cleveland, 23-17	80,451	1970	Cleveland	Dallas, 6-2	75,458

*Eastern Conference Championship Game

1973 Results

(7-5-2)

24	Baltimore	14
6	@ Pittsburgh	33
12	N.Y. Giants	10
17	@ Cincinnati	10
9	Miami	17
42	Houston	13
16	San Diego	16
3	@ Minnesota	26
23	@ Houston	13
7	@ Oakland	3
21	Pittsburgh	16
20	@ Kan. City	20
17	Cincinnati	34
17	@ L. Angeles	30
234	TOTALS	255

1974 Schedule

Sept. 15—@ Cinn.
Sept. 22—Houston
Sept. 29—@ St. L.
Oct. 6—Oakland
Oct. 13—Cincinnati
Oct. 20—@ Pitts.
Oct. 27—Denver
Nov. 3—@ S. Diego
Nov. 10—@ N. Eng.
Nov. 17—Pittsburgh
Nov. 24—Buffalo
Dec. 1—S. Francisco
Dec. 7—@ DALLAS
Dec. 15—@ Houston

1973 TEAM LEADERS

RUSHING

	Att.	Yds.	Avg.	TD
Ken Brown	161	537	3.3	0
Mike Phipps	60	395	6.6	5
Leroy Kelly	132	389	2.9	3
Greg Pruitt	61	369	6.0	4

PASSING

	Att.	Comp.	Yds.	TD	Int.
Mike Phipps	299	148	1,719	9	20
Don Horn	8	4	22	1	0

RECEIVING

	No.	Yds.	Avg.	TD
Frank Pitts	31	317	10.2	4
Milt Morin	26	417	16.0	1
Ken Brown	22	187	8.5	0
Fair Hooker	18	196	10.9	2

COWBOYS OPPONENTS

OAKLAND RAIDERS

Dec. 14 at Oakland

7811 Oakport St.

Oakland, Calif. 94621

Managing Gen. Partner — Al Davis

Publicity — Tom Grimes

Office Phone — 415/562-5900

Home Phone — 415/522-0429

Colors — Silver and Black

Oakland-Alameda County Coliseum

— 54,041 Capacity



MADDEN



BROWN

1973 Record — Won 9, Lost 4, Tied 1; All-Time Record (14 seasons)
— Won 112, Lost 73, Tied 11.

Head Coach — John Madden (sixth season, Won 47, Lost 16, Tied 7);
Assistants — Tom Dahms, Oliver Spencer, Bob Zeman, Paul Roach, Tom
Flores, Don Shinnick, Joe Scannella.

— SERIES HISTORY —

This is the first meeting between the Raiders and Cowboys in regular
season play.

1973 Results

(9-4-1)

16	@ Minn.	24
12	Miami	7
3	@ Kan. City	16
17	@ St. Louis	10
27	@ San Diego	17
23	@ Denver	23
34	@ Baltimore	21
42	N.Y. Giants	0
9	Pittsburgh	17
3	Cleveland	7
31	San Diego	3
17	@ Houston	6
37	Kansas City	7
21	Denver	17
292	TOTALS	175

1974 Schedule

Sept. 16—@ Buffalo
Sept. 22—Kan. City
Sept. 29—@ Pitts.
Oct. 6—@ Cleveland
Oct. 13—San Diego
Oct. 20—Cincinnati
Oct. 27—@ S. F.
Nov. 3—@ Denver
Nov. 10—Detroit
Nov. 17—@ S. Diego
Nov. 24—Denver
Dec. 1—New England
Dec. 8—@ Kan. City
Dec. 14—DALLAS

1973 TEAM LEADERS

RUSHING

	Att.	Yds.	Avg.	TD
Mary Hubbard	193	903	4.7	6
Charlie Smith	173	682	3.9	4
Clarence Davis	116	609	5.3	4

PASSING

	Att.	Comp.	Yds.	TD Int.
Ken Stabler	260	163	1,997	14 10
D. Lamonica	93	42	614	2 8

RECEIVING

	No.	Yds.	Avg.	TD
Fred Biletnikoff	48	660	13.8	4
Mike Siani	45	742	16.5	3
Bob Moore	34	375	11.0	4
Charlie Smith	28	260	9.3	1
Cliff Branch	19	290	15.3	3

1973



The 1973 Season At A Glance

Cowboys 20, Bears 17

At Chicago, September 16

DALLAS	0	17	0	3	— 20
CHICAGO	3	0	7	7	— 17
Bears—FG Percival 33					
Cowboys—FG Fritsch 25					
Cowboys—Stowe 21 pass from Staubach (Fritsch kick)					
Cowboys—Hayes 18 pass from Staubach (Fritsch kick)					
Bears—Hill 59 punt return (Percival kick)					
Bears—Garrett 15 run (Percival kick)					
Cowboys—FG Fritsch 11					
Attendance—55,701					

Team Statistics

	Cowboys	Bears
First Downs	17	12
Net Yards Gained	272	202
Net Yards Rushing	188	172
Net Yards Passing	84	30
Passes	9-22	6-13
Passes Intercepted By	1	2
Punts-Average	5-41.2	4-36.8
Fumbles-Lost	3-1	6-5
Penalties-Yards	4-20	7-85

Rushing

Cowboys—Hill, 31 for 130; Staubach, 7 for 29; Newhouse, 8 for 29.
Bears—Harrison, 16 for 70; Douglass, 13 for 57; Garrett, 13 for 43, 1 touchdown; Parsons, 2 for 2.

Passing

Cowboys—Staubach, 9 of 22 for 91 yards, 2 touchdowns, 2 interceptions.
Bears—Douglass, 6 of 13 for 52 yards, 1 interception.

Receiving

Cowboys—Hill, 4 for 28; Newhouse, 2 for 14; Stowe, 1 for 21, 1 touchdown; Hayes, 1 for 18, 1 touchdown; DuPree, 1 for 10.
Bears—Harrison, 4 for 30; Farmer, 1 for 16; Garrett, 1 for 6.

Cowboys 40, Saints 3

At Dallas, September 24

NEW ORLEANS	0	3	0	0	— 3
DALLAS	12	0	21	7	— 40
Cowboys—Hill 7 run (Fritsch kick)					
Cowboys—Safety O'Neal tackled in end zone by B. Barnes					
Cowboys—FG Fritsch 27					
Saints—FG Feller 9					
Cowboys—Newhouse 3 run (Fritsch kick)					
Cowboys—Newhouse 2 pass from Staubach (Fritsch kick)					
Cowboys—Montgomery 7 pass from Morton (Fritsch kick)					
Cowboys—Strayhorn 1 run (Fritsch kick)					
Attendance—53,972					

Team Statistics

	Saints	Cowboys
First Downs	17	24
Net Yards Gained	236	355
Net Yards Rushing	138	169
Net Yards Passing	98	186
Passes	13-21	15-22
Passes Intercepted By	1	1
Punts-Average	4-39.7	3-45.3
Fumbles-Lost	6-1	0-0
Penalties-Yards	4-35	6-50

Landry on 100th victory (40-3 over Saints) — "I'm just thankful to have been around that long."

Rushing

Saints—Stevens, 6 for 44; Butler, 10 for 37; Phillips, 11 for 29; Manning, 8 for 16; Lawson, 3 for 12.
Cowboys—Hill, 13 for 71, 1 touchdown; Newhouse, 7 for 37, 1 touchdown; Garrison, 8 for 34; Staubach, 3 for 15; Strayhorn, 5 for 12, 1 touchdown.

Passing

Saints—Manning, 11 of 15 for 97 yards; Davis, 2 of 6 for 19 yards, 1 interception.
Cowboys—Staubach, 10 of 15 for 124 yards, 1 touchdown, 1 interception; Morton, 5 of 7 for 73 yards, 1 touchdown.

Receiving

Saints—Butler, 5 for 31; Phillips, 3 for 30; Stevens, 2 for 22; Dunbar, 1 for 14; Abramowicz, 1 for 11; Brown, 1 for 8.
Cowboys—Hill, 3 for 52; Hayes, 3 for 50; Montgomery, 3 for 37, 1 touchdown; Newhouse, 3 for 17, 1 touchdown; Stowe, 1 for 16; Pearson, 1 for 15; Garrison, 1 for 10.

Cowboys 45, Cardinals 10

At Dallas, September 30

ST. LOUIS	0	0	3	7	— 10
DALLAS	14	10	7	14	— 45
Cowboys—DuPree 8 pass from Staubach (Fritsch kick)					
Cowboys—Hill 19 run (Fritsch kick)					
Cowboys—FG Fritsch 24					
Cowboys—Staubach 1 run (Fritsch kick)					
Cardinals—FG Bakken 16					
Cowboys—DuPree 2 pass from Staubach (Fritsch kick)					
Cowboys—Richards 53 pass from Morton (Fritsch kick)					
Cardinals—Anderson 1 run (Bakken kick)					
Cowboys—DuPree 1 pass from Morton (Fritsch kick)					
Attendance—64,815					

Team Statistics

	Cardinals	Cowboys
First Downs	17	31
Net Yards Gained	297	578
Net Yards Rushing	51	250
Net Yards Passing	246	328
Passes	23-38	20-25
Passes Intercepted By	0	2
Punts-Average	7-38.8	4-47.5
Fumbles-Lost	5-2	2-2
Penalties-Yards	4-39	11-112

Rushing

Cardinals—Metcalf, 8 for 28; Hammond, 4 for 11; Anderson, 6 for 10, 1 touchdown; Keithley, 1 for 3; Hart, 1 for minus-1.

Cowboys—Hill, 16 for 84, 1 touchdown; Garrison, 9 for 53; Strayhorn, 3 for 39; Newhouse, 7 for 31; Robinson, 2 for 17; Staubach, 3 for 15, 1 touchdown; Stowe, 1 for 9; Richards, 1 for 2.

Passing

Cardinals—Hart, 19 of 34 for 202 yards, 2 interceptions; Keithley, 4 of 4 for 52 yards.

Cowboys—Staubach, 17 of 22 for 276 yards, 2 touchdowns; Morton, 3 of 3 for 59 yards, 2 touchdowns.

Receiving

Cardinals—Metcalf, 5 for 77; Anderson, 5 for 34; Hammond, 4 for 39; Smith, 3 for 37; Gray, 2 for 35; Rashad, 2 for 23; Gillette, 1 for 6; McFarland, 1 for 3.

Cowboys—DuPree, 6 for 74, 3 touchdowns; Hill, 6 for 36; Stowe, 3 for 62; Hayes, 2 for 67; Richards, 2 for 58, 1 touchdown; Newhouse, 1 for 38.

DuPree after catching three touchdown passes against Cardinals — "This was the first game ball I ever won in my life, even in college."

Redskins 14, Cowboys 7

At Washington, October 8

DALLAS	0	7	0	0	—	7
WASHINGTON	0	0	0	14	—	14
Cowboys—Stowe 15 pass from Staubach (Fritsch kick)						
Redskins—Taylor 1 pass from Jurgensen (Knight kick)						
Redskins—Owens 26 pass interception return (Knight kick)						
Affendance—54,314						

Team Statistics

	Cowboys	Redskins
First Downs	20	13
Net Yards Gained	269	174
Net Yards Rushing	182	71

Net Yards Passing	87	103
Passes	13-32	14-20
Passes Intercepted By	0	1
Punts-Average	6-32.0	4-44.7
Fumbles-Lost	2-0	2-1
Penalties-Yards	6-52	6-30

Rushing

Cowboys—Hill, 21 for 103; Newhouse, 14 for 55; Staubach, 3 for 16; Garrison, 1 for 8.

Redskins—Brown, 18 for 36; Harraway, 8 for 28; Jurgensen, 2 for 7.

Passing

Cowboys—Staubach, 9 of 17 for 101 yards, 1 touchdown; Morton, 4 of 14 for 31 yards, 1 interception; Montgomery, 0 of 1.

Redskins—Jurgensen, 14 of 20 for 140 yards, 1 touchdown.

Receiving

Cowboys—Stowe, 4 for 54, 1 touchdown; DuPree, 3 for 39; Garrison, 3 for 20; Hill, 3 for 19.

Redskins—Taylor, 4 for 29, 1 touchdown; Jefferson, 3 for 55; Reed, 3 for 31; Brown, 3 for 22; Harraway, 1 for 3.

Rams 37, Cowboys 31

At Los Angeles, October 14

DALLAS	7	7	7	10	—	31
LOS ANGELES	14	20	3	0	—	37
Rams—Jackson 63 pass from Hadl (Ray kick)						
Rams—Jackson 16 pass from Hadl (Ray kick)						
Cowboys—Renfro 30 pass interception return (Fritsch kick)						
Rams—Jackson 67 pass from Hadl (Ray kick)						
Cowboys—Hill 8 run (Fritsch kick)						
Rams—Jackson 36 pass from Hadl (Ray kick)						
Rams—FG Ray 27						
Rams—FG Ray 37						
Cowboys—Stowe 6 pass from Staubach (Fritsch kick)						
Rams—FG Ray 35						
Cowboys—Stowe 10 pass from Staubach (Fritsch kick)						
Cowboys—FG Fritsch 8						
Affendance—81,428						

Team Statistics

	Cowboys	Rams
First Downs	17	16
Net Yards Gained	264	383
Net Yards Rushing	114	104
Net Yards Passing	150	279
Passes	15-25	12-22
Passes Intercepted By	2	3
Punts-Average	4-39.5	4-41.3
Fumbles-Lost	2-2	1-1
Penalties-Yards	2-10	2-20

Rushing

Cowboys—Hill, 15 for 51, 1 touchdown; Staubach, 3 for 28; Stowe, 1 for 14; New-

house, 4 for 13; DuPree, 1 for 6; Garrison, 2 for 2.

Rams—Bertelsen, 17 for 52; Baker, 12 for 24; McCutcheon, 3 for 15; L. Smith, 8 for 13.

Passing

Cowboys—Staubach, 15 of 25 for 173 yards, 2 touchdowns, 3 interceptions.

Rams—Hadl, 12 of 22 for 279 yards, 4 touchdowns, 2 interceptions.

Receiving

Cowboys—Stowe, 6 for 86, 2 touchdowns; Hill, 4 for 51; Montgomery, 3 for 8; DuPree, 2 for 28.

Rams—Jackson, 7 for 238, 4 touchdowns; Bertelsen, 2 for 21; Klein, 1 for 13; L. Smith, 1 for 9; McCutcheon, 1 for minus-2.

Cowboys 45, Giants 28

At Dallas, October 21

NEW YORK 0 7 7 14 — 28

DALLAS 7 10 7 21 — 45

Cowboys—Hill 6 run (Fritsch kick)
Giants—Tucker 4 pass from Snead (Gogolak kick)

Cowboys—FG Fritsch 18
Cowboys—Garrison 6 run (Fritsch kick)

Giants—Grim 23 pass from Snead (Gogolak kick)

Cowboys—Montgomery 13 pass from Staubach (Fritsch kick)

Cowboys—Garrison 1 run (Fritsch kick)
Cowboys—DuPree 21 pass from Staubach (Fritsch kick)

Cowboys—Lewis recovered blocked punt in end zone (Bateman kick)

Giants—Clements 11 pass from Randy Johnson (Gogolak kick)

Giants—Tucker 31 pass from Randy Johnson (Gogolak kick)

Attendance—64,898

Team Statistics

	Giants	Cowboys
First Downs	21	22
Net Yards Gained	335	360
Net Yards Rushing	116	234
Net Yards Passing	245	146
Passes	18-34	8-11
Passes Intercepted By	1	1
Punts-Average	6-21.1	3-47.0
Fumbles-Lost	2-1	1-0
Penalties-Yards	5-44	2-10

Rushing

Giants—Ron Johnson, 19 for 59; Clements, 11 for 54; Rizzo, 1 for 3.

Cowboys—Hill, 23 for 123, 1 touchdown; Garrison, 13 for 77, 2 touchdowns; Staubach, 3 for 29; Stowe, 1 for 5.

Passing

Giants—Snead, 11 of 21 for 131 yards, 2 touchdowns, 1 interception; Randy Johnson, 7 of 13 for 114 yards, 2 touchdowns.

Cowboys—Staubach, 8 of 11 for 146 yards, 2 touchdowns, 1 interception.

Receiving

Giants—Herrmann, 6 for 72; Tucker, 4 for 71, 2 touchdowns; Clements, 4 for 41, 1 touchdown; Grim, 1 for 23, 1 touchdown; Houston, 1 for 20; Rizzo, 1 for 11; Ron Johnson, 1 for 7.

Cowboys—Stowe, 3 for 71; Hill, 2 for 37; DuPree, 1 for 21, 1 touchdown; Montgomery, 1 for 13, 1 touchdown; Garrison, 1 for 4.

Eagles 30, Cowboys 16

At Philadelphia, October 28

DALLAS 0 13 3 0 — 16

PHILADELPHIA 10 17 0 3 — 30

Eagles—Carmichael 6 pass from Gabriel (Dempsey kick)

Eagles—FG Dempsey 7

Cowboys—Stowe 8 pass from Staubach (kick failed)

Eagles—FG Dempsey 35

Eagles—Gabriel 1 run (Dempsey kick)

Cowboys—Stowe 14 pass from Staubach (Clark kick)

Eagles—Carmichael 10 pass from Gabriel (Dempsey kick)

Cowboys—FG Clark 33

Eagles—FG Dempsey 32

Attendance—65,954

Team Statistics

	Cowboys	Eagles
First Downs	27	19
Net Yards Gained	362	272
Net Yards Rushing	130	69
Net Yards Passing	232	203
Passes	24-39	20-34
Passes Intercepted By	0	2
Punts-Average	3-25.3	3-48.7
Fumbles-Lost	3-2	2-0
Penalties-Yards	6-84	1-39

Rushing

Cowboys—Hill, 25 for 100; Garrison, 7 for 23; Staubach, 3 for 17; Montgomery, 1 for minus-10.

Eagles—James, 10 for 35; Bulaich, 9 for 30; Bougess, 5 for 3; Gabriel, 3 for 1, 1 touchdown.

Passing

Cowboys—Staubach, 24 of 38 for 250 yards, 2 touchdowns, 2 interceptions; Hill, 0 of 1.

Eagles—Gabriel, 20 of 34 for 203 yards, 2 touchdowns.

Receiving

Cowboys—Stowe, 5 for 79, 2 touchdowns; Garrison, 5 for 37; Montgomery, 4 for 49; Hayes, 4 for 45; Fugett, 2 for 27; DuPree, 2 for 5; Richards, 1 for 6; Hill, 1 for 2.

Eagles—James, 7 for 43; Carmichael, 4 for 54, 2 touchdowns; Young, 4 for 47; Bulaich, 3 for 51; Bougess, 2 for 8.

Cowboys 38, Bengals 10

At Dallas, November 4

CINCINNATI	0	0	10	0	— 10
DALLAS	17	7	0	14	— 38
Cowboys—FG Fritsch 34					
Cowboys—Jordan 31 pass interception return (Fritsch kick)					
Cowboys—Hayes 39 pass from Staubach (Fritsch kick)					
Cowboys—Montgomery 32 pass from Staubach (Fritsch kick)					
Bengals—FG Muhlmann 29					
Bengals—Curtis 50 pass from Anderson (Muhlmann kick)					
Cowboys—Garrison 3 run (Fritsch kick)					
Cowboys—DuPree 4 pass from Staubach (Fritsch kick)					
Attendance—58,802					

Team Statistics

	Bengals	Cowboys
First Downs	16	16
Net Yards Gained	271	300
Net Yards Rushing	125	119
Net Yards Passing	146	181
Passes	14-22	14-21
Passes Intercepted By	0	3
Punts-Average	6-38.8	5-53.0
Fumbles-Lost	1-1	1-1
Penalties-Yards	3-30	8-90

Jordan after win over Bengals — "We started working last Wednesday with the type of attitude to get us in the playoffs."

Rushing

Bengals—Johnson, 12 for 66; Clark, 15 for 48; Morrison, 2 for 9; Anderson, 1 for 2.
Cowboys—Garrison, 10 for 52, 1 touchdown; Hill, 16 for 39; Newhouse, 7 for 21; Staubach, 1 for 4; Pinder, 1 for 3; Morton, 1 for 0.

Passing

Bengals—Anderson, 14 of 22 for 191 yards, 1 touchdown, 3 interceptions.
Cowboys—Staubach, 14 of 18 for 209 yards, 3 touchdowns; Morton, 0 of 3.

Receiving

Bengals—Curtis, 4 for 96, 1 touchdown; Clark, 4 for 52; Trumpy, 3 for 34; Johnson, 2 for 4; Myers, 1 for 5.
Cowboys—Hayes, 5 for 74, 1 touchdown; DuPree, 5 for 56, 1 touchdown; Montgomery, 2 for 48, 1 touchdown; Garrison, 1 for 22; Hill, 1 for 9.

Cowboys 23, Giants 10

At New Haven, November 11

DALLAS	6	7	3	7	— 23
NEW YORK	0	10	0	0	— 10

Cowboys—FG Fritsch 13
Cowboys—FG Fritsch 37
Cowboys—Garrison 3 pass from Staubach (Fritsch kick)
Giants—Ron Johnson 1 run (Gogolak kick)
Giants—FG Gogolak 43
Cowboys—FG Fritsch 17
Cowboys—Garrison 1 run (Fritsch kick)
Attendance—70,178

Team Statistics

	Cowboys	Giants
First Downs	14	17
Net Yards Gained	195	257
Net Yards Rushing	141	81
Net Yards Passing	54	186
Passes	7-16	18-31
Passes Intercepted By	4	0
Punts-Average	5-42.6	4-28.2
Fumbles-Lost	4-2	4-2
Penalties-Yards	8-60	7-75

Rushing

Cowboys—Hill, 19 for 95; Newhouse, 3 for 23; Garrison, 9 for 21, 1 touchdown; Pinder, 4 for 2; Staubach, 1 for 0.
Giants—Ron Johnson, 19 for 54, 1 touchdown; Roland, 10 for 37; Grim, 1 for minus-10.

Passing

Cowboys—Staubach, 7 of 16 for 76 yards, 1 touchdown.
Giants—Randy Johnson, 18 of 31 for 232 yards, 4 interceptions.

Receiving

Cowboys—Hayes, 2 for 21; Garrison, 2 for 6, 1 touchdown; DuPree, 1 for 21; Pearson, 1 for 19; Montgomery, 1 for 9.
Giants—Roland, 6 for 76; Grim, 5 for 79; Ron Johnson, 4 for 47; Herrmann, 2 for 23; Tucker, 1 for 7.

Cowboys 31, Eagles 10

At Dallas, November 18

PHILADELPHIA	3	7	0	0	— 10
DALLAS	0	14	7	10	— 31
Eagles—FG Dempsey 17					
Eagles—Young 80 pass from Gabriel (Dempsey kick)					
Cowboys—Staubach 1 run (Fritsch kick)					
Cowboys—Garrison 2 pass from Staubach (Fritsch kick)					
Cowboys—Hayes 28 pass from Staubach (Fritsch kick)					
Cowboys—Garrison 1 run (Fritsch kick)					
Cowboys—FG Fritsch 23					
Attendance—61,985					

Team Statistics

	Eagles	Cowboys
First Downs	12	16
Net Yards Gained	251	393
Net Yards Rushing	118	286
Net Yards Passing	133	107

Passes	13-33	7-17
Passes Intercepted By	3	1
Punts-Average	8-42.5	6-45.5
Fumbles-Lost	3-1	0-0
Penalties-Yards	1-5	5-55

for 45, 1 touchdown; Kiick, 1 for 4.
Cowboys—Pearson, 7 for 71; Hill, 3 for 28; DuPree, 2 for 31; Garrison, 2 for 18; Hayes, 1 for 7.

Rushing

Eagles—Sullivan, 12 for 52; Bougess, 7 for 29; Bailey, 3 for 19; Bulaich, 3 for 12; Gabriel, 2 for 4; Reaves, 2 for 2.

Cowboys—Garrison, 13 for 88, 1 touchdown; Newhouse, 7 for 81; Hill, 15 for 71; Fugett, 1 for 34; Strayhorn, 3 for 11; Staubach, 1 for 1, 1 touchdown.

Passing

Eagles—Gabriel, 8 of 14 for 135 yards, 1 touchdown; Reaves, 5 of 19 for 17 yards, 1 interception.

Cowboys—Staubach, 7 of 16 for 108 yards, 2 touchdowns, 3 interceptions; Morton, 0 of 1.

Receiving

Eagles—Young, 4 for 113, 1 touchdown; Carmichael, 3 for 24; Bulaich, 3 for 3; Bougess, 2 for 10; Zimmerman, 1 for 2.

Cowboys—Garrison, 3 for 65, 1 touchdown; Hayes, 1 for 28; DuPree, 1 for 9; Pearson, 1 for 9; Hill, 1 for minus-3.

Dolphins 14, Cowboys 7

At Dallas, November 22

MIAMI	14	0	0	0	— 14
DALLAS	0	0	0	7	— 7
Dolphins—Csonka 1 run (Yeppremian kick)					
Dolphins—Warfield 45 pass from Griese (Yeppremian kick)					
Cowboys—Garrison 1 run (Fritsch kick)					
Attendance—64,100					

Team Statistics

	Dolphins	Cowboys
First Downs	16	16
Net Yards Gained	260	267
Net Yards Rushing	157	131
Net Yards Passing	103	136
Passes	6-10	15-24
Passes Intercepted By	1	0
Punts-Average	2-49.5	3-41.6
Fumbles-Lost	1-1	1-0
Penalties-Yards	2-13	6-81

Rushing

Dolphins—Csonka, 22 for 80, 1 touchdown; Morris, 14 for 49; Griese, 1 for 21; Kiick, 4 for 7.

Cowboys—Hill, 17 for 66; Staubach, 5 for 34; Garrison, 11 for 28, 1 touchdown; Newhouse, 1 for 3.

Passing

Dolphins—Griese, 6 of 10 for 103 yards, 1 touchdown.

Cowboys—Staubach, 15 of 24 for 155 yards, 1 interception.

Receiving

Dolphins—Briscoe, 4 for 54; Warfield, 1

Landry, following loss to Dolphins — "We have to win our last three games and beat Washington by more than they beat us. That's our job. We know what we have to do."

Cowboys 22, Broncos 10

At Denver, December 2

DALLAS	7	3	3	9	— 22
DENVER	0	0	3	7	— 10
Cowboys—Fugett 6 pass from Staubach (Fritsch kick)					
Cowboys—FG Fritsch 21					
Cowboys—FG Fritsch 18					
Broncos—FG Turner 29					
Cowboys—Fugett 27 pass from Staubach (Fritsch kick)					
Cowboys—Safety Van Heusen tackled in end zone by B. Barnes					
Broncos—Odoms 16 pass from Johnson (Turner kick)					
Attendance—51,706					

Team Statistics

	Cowboys	Broncos
First Downs	14	12
Net Yards Gained	263	229
Net Yards Rushing	74	82
Net Yards Passing	189	147
Passes	14-19	13-30
Passes Intercepted By	1	0
Punts-Average	6-42.8	8-48.3
Fumbles-Lost	2-0	2-2
Penalties-Yards	5-52	7-66

Rushing

Cowboys—Hill, 22 for 52; Staubach, 5 for 14; Garrison, 12 for 8.

Broncos—Dawkins, 12 for 62; Little, 9 for 15; Odoms, 1 for 5; Armstrong, 1 for 3; Van Heusen, 1 for minus-3.

Passing

Cowboys—Staubach, 14 of 18 for 240 yards, 2 touchdowns; Garrison, 0 of 1.

Broncos—Johnson, 12 of 27 for 175 yards, 1 touchdown, 1 interception; Ramsey, 1 of 3 for 15 yards.

Receiving

Cowboys—Pearson, 4 for 93; Garrison, 4 for 46; Fugett, 2 for 33, 2 touchdowns; Hill, 2 for 20; DuPree, 1 for 40; Hayes, 1 for 8.

Broncos—Odoms, 5 for 76, 1 touchdown; Dawkins, 5 for 75; Moses, 1 for 17; Van Heusen, 1 for 15; Little, 1 for 7.

Cowboys 27, Redskins 7

At Dallas, December 9

WASHINGTON 0 0 0 7 — 7

DALLAS 0 3 14 10 — 27

Cowboys—FG Fritsch 9

Cowboys—Staubach 5 run (Fritsch kick)

Cowboys—Hill 1 run (Fritsch kick)

Cowboys—Hill 2 run (Fritsch kick)

Cowboys—FG Fritsch 27

Redskins—Stone 12 blocked punt return

(Knight kick)

Attendance—64,458

Team Statistics

	Redskins	Cowboys
First Downs	9	22
Net Yards Gained	155	414
Net Yards Rushing	59	193
Net Yards Passing	96	221
Passes	11-24	16-25
Passes Intercepted By	2	0
Punts-Average	6-37.3	3-36.6
Fumbles-Lost	5-3	2-1
Penalties-Yards	2-20	8-45

Texas Stadium banner for Redskins showdown—"They shall not pass over Jordan."

Rushing

Redskins—Harraway, 8 for 30; Brown, 14 for 29.

Cowboys—Hill, 27 for 110, 2 touchdowns; Garrison, 10 for 46; Newhouse, 7 for 19; Staubach, 3 for 18, 1 touchdown.

Passing

Redskins—Jurgensen, 11 of 24 for 114 yards.

Cowboys—Staubach, 16 of 25 for 223 yards, 2 interceptions.

Receiving

Redskins—Taylor, 3 for 48; Harraway, 3 for 14; Jefferson, 2 for 23; Brown, 1 for 18; Smith, 1 for 7; Thomas, 1 for 4.

Cowboys—Garrison, 4 for 45; Pearson, 3 for 41; Fugett, 2 for 42; Hayes, 2 for 42; DuPree, 2 for 36; Hill, 2 for 11; Newhouse, 1 for 6.

Cowboys 30, Cardinals 3

At St. Louis, December 16

DALLAS 3 10 7 10 — 30

ST. LOUIS 3 0 0 0 — 3

Cowboys—FG Fritsch 18

Cardinals—FG Bakken 33

Cowboys—FG Fritsch 13

Cowboys—Pearson 28 pass from Staubach

(Fritsch kick)

Cowboys—Fugett 48 pass from Staubach

(Fritsch kick)

Cowboys—Pearson 17 pass from Staubach

(Fritsch kick)

Cowboys—FG Fritsch 17

Attendance—43,946

Team Statistics

	Cowboys	Cardinals
First Downs	24	10

Net Yards Gained	459	141
Net Yards Rushing	207	135
Net Yards Passing	252	6
Passes	15-23	6-20
Passes Intercepted By	2	0
Punts-Average	3-38.3	5-40.0
Fumbles-Lost	2-1	3-2
Penalties-Yards	7-59	1-15

Rushing

Cowboys—Newhouse, 19 for 124; Hill, 13 for 47; Staubach, 5 for 30; Pinder, 7 for 10; DuPree, 1 for minus-4.

Cardinals—Metcalfe, 16 for 56; Anderson, 8 for 48; Keithley, 3 for 23; Shy, 2 for 10; Otis, 2 for minus-2.

Passing

Cowboys—Staubach, 14 of 19 for 256 yards, 3 touchdowns; Morton, 1 of 4 for 11 yards.

Cardinals—Keithley, 6 of 20 for 30 yards, 2 interceptions.

Receiving

Cowboys—Pearson, 5 for 140, 2 touchdowns; Fugett, 3 for 66, 1 touchdown; Richards, 3 for 27; DuPree, 2 for 22; Newhouse, 2 for 12.

Cardinals—Rashad, 3 for 16; Smith, 2 for minus-1; Gray, 1 for 15.

1973 Team Statistics

	DALLAS	OPP.
TOTAL FIRST DOWNS	281	208
By Rushing	139	83
By Passing	127	106
By Penalty	15	19
Third Down Effic.	77/203	67/201
TOTAL NET YARDS	4751	3466
Total Offensive Plays	906	827
Avg Gain per Play	5.2	4.2
Avg Gain per Game	339.4	247.6
NET YARDS RUSHING	2418	1471
Total Rushing Plays	542	435
Avg Gain per Rush	4.5	3.4
Avg Gain per Game	172.7	105.1
NET YARDS PASSING	2333	1995
Lost Att to Pass	43/269	40/306
Gross Yards Pass	2602	2301
Att/Completions	321/192	352/187
Percent Completions	59.8	53.1
Had Intercepted	16	18
Avg Net per Game	166.6	142.5
PUNTS/AVERAGE	59/41.5	70/39.4
PUNT RETURNS/AVG	28/6.2	29/5.2
KICKOFF RETURNS/AVG	32/22.4	53/24.9
MISC RETURNS/YARDS	7/150	5/43
INTERCEPTS/AVG RET	18/16.7	16/9.4
PENALTIES/YARDS	83/762	52/516
FUMBLES/BALL LOST	25/12	44/23
TOTAL POINTS	382	203
Avg Points per Game	27.3	14.5
Touchdowns	46	23
By Rushing	17	5
By Passing	26	15
By Returns	3	3
Field Goals	19/30	14/30
Conversions	45/46	23/23
Safeties	2	0

Dallas Cowboys Final 1973 Statistics

RESULTS AND ATTENDANCE (10-4)

(W) 20	At Chicago	(55,701)	17
(W) 40	NEW ORLEANS	(53,972)	3
(W) 45	ST. LOUIS	(64,815)	10
(L) 7	At Washington	(54,314)	14
(L) 31	At Los Angeles	(81,428)	37
(W) 45	N. Y. GIANTS	(64,898)	28
(L) 16	At Philadelphia	(65,954)	30
(W) 38	CINCINNATI	(58,802)	10
(W) 23	At N. Y. Giants	(70,128)	10
(W) 31	PHILADELPHIA	(61,985)	10
(L) 7	MIAMI	(64,100)	14
(W) 22	At Denver	(51,706)	10
(W) 27	WASHINGTON	(64,458)	7
(W) 30	At St. Louis	(43,946)	3

SCORE BY QUARTERS

COWBOYS	73	108	79	122—382
OPPONENTS	47	64	33	59—203

PUNT RETURNS

Player	No.	FC	Yds.	Avg.	Lg.	TD
Richards	21	18	139	6.6	46	0
Harris	3	3	20	6.7	12	0
Pearson	2	0	13	6.5	13	0
Montgomery	2	0	2	1.0	3	0
TOTALS	28	21	174	6.2	46	0
OPP. TOT.	29	7	152	5.2	59†	1

FIELD GOALS

Player	1-19	20-29	30-39	40-49	50+
Fritsch	10-10	6-7	2-6	0-3	0-2
Clark	0-0	0-1	1-1	0-0	0-0
OPPONENT	4-5	3-7	6-10	1-6	0-2

FRITSCH FGS (Boldface, good; B-blocked): (25, 36B, 11) (27) (24) (39B, 38B) (8) (18) (34, 43) (13, 37, 17) (23) (44, 42) (55, 53, 21, 18) 30, 9, 27) (18, 13, 26B, 17)

CLARK FGS: (33, 23B)

RUSHING

Player	Aff.	Yds.	Avg.	Lg.	TD
Hill	273	1142	4.2	21	6
Garrison	105	440	4.2	33	6
Newhouse	84	436	5.2	54	1
Staubach	46	250	5.4	18	3
Strayhorn	11	62	5.6	24	1
Stowe	3	28	9.3	14	0
Robinson	2	17	8.5	11	0
Pinder	12	15	1.3	5	0

OTHERS: Fugett, 1 for 34; DuPree, 2 for 2; Richards, 1 for 2; Morton, 1 for 0; Montgomery, 1 for —10.

TOTALS 542 2418 4.5 54 17

OPP. TOT. 435 1471 3.4 25 5

PASSING

Player	Aff.	Comp.	Yds.	Pct.	Aff.	TD	Lg.	Int.	Pct.	TT/Lost	Rating	
Staubach	286	179	2428	62.6	8.49	23	8.0	53	15	5.2	43/269	94.6
Morton	32	13	174	40.6	5.44	3	9.4	53†	1	3.1	0/0	77.0
Montgomery	1	0	0	0.0	0.0	0	0.0	0	0	0.0	0/0	0.0
Hill	1	0	0	0.0	0.0	0	0.0	0	0	0.0	0/0	0.0
Garrison	1	0	0	0.0	0.0	0	0.0	0	0	0.0	0/0	0.0
TOTALS	321	192	2602	59.8	8.11	26	8.1	53†	16	4.9	43/269	92.3
OPP. TOT.	352	187	2301	53.1	6.54	15	4.2	80†	18	5.1	40/306	66.3

RECEIVING

Player	No.	Yds.	Avg.	Lg.	TD
Hill	32	290	9.1	29	0
DuPree	29	392	13.5	40	5
Garrison	26	273	10.5	53	2
Stowe	23	389	16.9	45	6
Pearson	22	388	17.6	40	2
Hayes	22	360	16.4	47	3
Montgomery	14	164	11.7	32†	3
Fugett	9	168	18.7	48†	3
Newhouse	9	87	9.7	38	1
Richards	6	91	15.2	53†	1
TOTALS	192	2602	13.6	53†	26
OPP. TOT.	187	2301	12.3	80†	15

PUNTING

Player	No.	Yds.	Avg.	Lg.	Bk.
Bateman	55	2290	41.6	62	2
Montgomery	4	158	39.5	48	0
TOTALS	59	2448	41.5	62	2
OPP. TOT.	70	2756	39.4	78	2

INTERCEPTIONS

Player	No.	Yds.	Avg.	Lg.	TD
Jordan	6	78	13.0	31†	1
Waters	5	112	22.4	44	0

OTHERS: Renfro, 2 for 65, 1 TD; Harris, 2 for 9; Toomay, 1 for 35; B. Barnes, 1 for 1; Washington, 1 for 0.

TOTALS 18 300 16.7 44 2

OPP. TOT. 16 151 9.4 29 1

KICKOFF RETURNS

Player	No.	Yds.	Avg.	Lg.	TD
Montgomery	6	175	29.2	63	0
Harris	6	148	24.7	33	0
Pearson	7	155	22.1	26	0
Strayhorn	2	44	22.0	25	0
Robinson	4	86	21.5	28	0
Newhouse	3	62	20.7	26	0
Richards	3	44	14.7	20	0

OTHERS: Walton, 1 for 11; Washington, 1 for 0.

TOTALS 33 725 22.0 63 0

OPP. TOT. 53 1310 24.9 53 0

SCORING

Player	TDR	TDP	TDR†	FG	PAT	TP
Fritsch	0	0	0	18-28	43-43	97
Garrison	6	2	0	0-0	0-0	48
Hill	6	0	0	0-0	0-0	36
Stowe	0	6	0	0-0	0-0	36

OTHERS: DuPree, 5 TDP; Hayes, 3 TDP; Staubach, 3 TDR; Fugett, 3 TDP; Montgomery, 3TDP; Newhouse, 1 TDR, 1 TDP; Pearson, 2 TDP; Lewis, 1 TDR†; Jordan, 1 TDR†; Richards, 1 TDP; Strayhorn, 1 TDR; Renfro, 1 TDR†; Clark, 1-2 FG, 1-2 PAT; Bateman, 1 PAT; B. Barnes, 2 safeties.

TOTALS 17 26 3 19-30 45-46 382

OPP. TOT. 5 15 3 14-30 23-23 203

Divisional Playoff

DALLAS, Dec. 23 — The Cowboys got off to a fast start in their record eighth straight playoff appearance, jumping to a 17-0 lead over the Los Angeles Rams midway through the second quarter at Texas Stadium.

An interception by Lee Roy Jordan and a fumble recovery by Mel Renfro set up the first two touchdowns, and it looked as if Dallas were on its way to an easy victory.

Then the Rams, led by John Hadl, began chipping away. It finally reached the point where the Cowboys faced a fourth-quarter, third-and-14 situation at their own 17 nursing a 17-16 lead.

That was the perfect spot for the big play of the year, and that's what happened. Roger Staubach hit Drew Pearson for an 83-yard touchdown pass play to propel the Cowboys to their third straight NFC Championship Game.

Cowboys 27, Rams 16

Los Angeles	0	6	0	10	—	16
Dallas	14	3	0	10	—	27

Cowboys — Hill 3 run (Fritsch kick)

Cowboys — Pearson 4 pass from Staubach (Fritsch kick)

Cowboys — FG Fritsch 39

Rams — FG Ray 33

Rams — FG Ray 37

Rams — FG Ray 40

Rams — Baker 5 run (Ray kick)

Cowboys — Pearson 83 pass from Staubach (Fritsch kick)

Cowboys — FG Fritsch 12

Attendance — 64,291

TEAM STATISTICS

	Rams	Cowboys
First Downs	11	15
Net Yards Gained	192	298
Net Yards Rushing	93	162
Net Yards Passing	99	136
Passes	7-23	8-16
Passes Intercepted By	2	1
Punts-Average	5-43.6	7-46.7
Fumbles-Lost	2-2	2-2
Penalties-Yards	2-20	5-44

RUSHING

Rams — McCutcheon, 13 for 38; Bertelsen, 12 for 37; Hadl, 2 for 10; Baker, 1 for 5, 1 touchdown; L. Smith, 2 for minus-7.

Cowboys — Hill, 25 for 97, 1 touchdown; Staubach, 4 for 30; Garrison, 10 for 30; Newhouse, 6 for 5.

PASSING

Rams — Hadl, 7 of 23 for 133 yards, 1 interception; McCutcheon, 0 of 1.

Cowboys — Staubach, 8 of 16 for 180 yards, 2 touchdowns, 2 interceptions.

RECEIVING

Rams — Snow, 3 for 77; L. Smith, 2 for 13; Jackson, 1 for 40; McCutcheon, 1 for 3.

Cowboys — Pearson, 2 for 87, 2 touchdowns; Hill, 2 for 21; Fugett, 1 for 38; Hayes, 1 for 29; Garrison, 1 for 3; DuPree, 1 for 2.

NFC Championship Game

DALLAS, Dec. 30 — The resurgent Minnesota Vikings powered to a 10-0 halftime lead as Dallas, minus the injured Calvin Hill, could muster no sustained attack.

Suddenly, less than five minutes into the third quarter, the Cowboys were back in the ballgame. Rookie Golden Richards raced 63 yards to score on a punt return and it was 10-7.

One minute later, Fran Tarkenton completed a 54-yard touchdown pass to John Gilliam, it was 17-7, and the Cowboys never caught up. "You can't really be successful unless you get to the Super Bowl," said Tom Landry, "but we had a good year with a lot of young players. We'll be back a lot stronger next season."

Vikings 27, Cowboys 10

Minnesota	3	7	7	10	—	27
Dallas	0	0	10	0	—	10

Vikings — FG Cox 44

Vikings — Foreman 5 run (Cox kick)

Cowboys — Richards 63 punt return (Fritsch kick)

Vikings — Gilliam 54 pass from Tarkenton (Cox kick)

Cowboys — FG Fritsch 17

Vikings — Bryant 63 interception return (Cox kick)

Vikings — FG Cox 34

Attendance — 64,524

TEAM STATISTICS

	Vikings	Cowboys
First Downs	20	9
Net Yards Gained	306	153
Net Yards Rushing	203	90
Net Yards Passing	103	63
Passes	10-21	10-21
Passes Intercepted By	4	1
Punts-Average	3-43.3	4-39.5
Fumbles-Lost	4-3	2-2
Penalties-Yards	3-33	2-20

RUSHING

Vikings — Foreman, 19 for 76, 1 touchdown; Reed, 18 for 75; Osborne, 4 for 27; Tarkenton, 4 for 16; Brown, 2 for 9.

Cowboys — Newhouse, 14 for 50; Staubach, 5 for 30; Garrison, 5 for 9; Fugett, 1 for 1.

PASSING

Vikings — Tarkenton, 10 of 21 for 133 yards, 1 touchdown, 1 interception.

Cowboys — Staubach, 10 of 21 for 89 yards, 4 interceptions.

RECEIVING

Vikings — Foreman, 4 for 28; Gilliam, 2 for 63, 1 touchdown; Voigt, 2 for 23; Lash, 1 for 11; Reed, 1 for 8.

Cowboys — Hayes, 2 for 25; Pearson, 2 for 24; Montgomery, 2 for 15; DuPree, 1 for 20; Garrison, 1 for 10; Newhouse, 1 for minus-4; Fugett, 1 for minus-1.

THE RECORDS



Cowboys Leaders By Years

* — Rookie

Year	Player	RUSHING					NFL/ NFC Rank
		Att.	Yds.	Avg.	Long	TD	
1960	Dupre, L. G.	104	362	3.5	18	3	20
1961	*Perkins, Don	200	815	4.1	47	4	6
1962	Perkins, Don	222	945	4.3	35	7	5
1963	Perkins, Don	149	614	4.1	19	7	10
1964	Perkins, Don	174	768	4.4	59	6	5
1965	Perkins, Don	177	690	3.9	43	0	7
1966	Reeves, Dan	175	757	4.3	67	8	6
1967	Perkins, Don	201	823	4.1	30	6	6
1968	Perkins, Don	191	836	4.4	28	4	6
1969	*Hill, Calvin	204	942	4.6	55	8	2
1970	*Thomas, Duane	151	803	5.3	47	5	8/5
1971	Thomas, Duane	175	793	4.5	56	11	11/7
1972	Hill, Calvin	245	1,036	4.2	26	6	7/3
1973	Hill, Calvin	273	1,142	4.2	21	6	3/2

Year	Player	PASSING							NFL/ NFC Rank
		Att.	Comp.	Pct.	Yds.	TD	Int.	Rating	
1960	LeBaron, E.	225	111	49.3	1,736	12	25	53.4	8
1961	LeBaron, E.	236	120	50.8	1,741	14	16	66.5	9
1962	LeBaron, E.	166	95	57.2	1,436	16	9	95.3	3
1963	Meredith, D.	310	167	53.9	2,381	17	18	73.2	10
1964	Meredith, D.	323	158	48.9	2,143	9	16	67.3	15
1965	Meredith, D.	305	141	46.2	2,415	22	13	79.7	8
1966	Meredith, D.	344	177	51.5	2,805	24	12	87.7	4
1967	Meredith, D.	255	128	50.2	1,834	16	16	68.6	8
1968	Meredith, D.	309	171	55.3	2,500	21	12	88.3	2
1969	Morton, C.	302	162	53.6	2,619	21	15	85.4	5
1970	Morton, C.	207	102	49.3	1,819	15	7	89.7	5/4
1971	Staubach, R.	211	126	59.7	1,882	15	4	104.8	1/1
1972	Morton, C.	339	185	54.6	2,396	15	21	65.9	15/7
1973	Staubach, R.	286	179	62.6	2,428	23	15	94.6	1/1

Year	Player	RECEIVING						NFL/ NFC Rank
		No.	Yds.	Avg.	Long	TD		
1960	Doran, Jim	31	554	17.9	75	3	21	
1961	Howton, Billy	56	785	14.0	53	4	6	
1962	Howton, Billy	49	706	14.4	69	6	15	
1963	Clarke, Frank	43	833	19.4	75	10	3	
1964	Clarke, Frank	65	973	15.0	49	5	3	
1965	*Hayes, Bob	46	1,003	21.8	82	12	13	
1966	Hayes, Bob	64	1,232	19.3	95	13	4	
1967	Rentzel, Lance	58	996	17.2	74	8	6	
1968	Rentzel, Lance	54	1,009	18.7	65	6	3	
1969	Rentzel, Lance	43	960	22.3	75	12	20	
1970	Hayes, Bob	34	889	26.1	89	10	45/26	
1971	Garrison, Walt	40	396	9.9	36	1	23/10	
1972	Hill, Calvin	43	364	8.5	33	3	18/9	
1973	Hill, Calvin	32	290	9.1	29	0	36/21	

Year	Player	PUNTING				Had Blocked	NFL/ NFC
		No.	Avg.	Long	Rank		
1960	Sherer, Dave	57	42.5	67	1	7	
1961	*Green, Allen	61	36.7	53	1	14	
1962	Baker, Sam	57	45.4	72	0	3	
1963	Baker, Sam	71	44.2	64	0	7	
1964	*Lothridge, Billy	62	40.3	75	1	15	
1965	Villanueva, Danny	60	41.8	58	0	10	
1966	Villanueva, Danny	65	39.2	58	1	13	
1967	Villanueva, Danny	67	40.4	57	0	9	
1968	Widby, Ron	59	40.9	84	0	5	
1969	Widby, Ron	63	43.3	62	0	2	
1970	Widby, Ron	69	41.3	59	1	10/2	
1971	Widby, Ron	56	41.6	59	1	8/3	
1972	*Bateman, Marv	51	38.2	61	0	24/13	
1973	Bateman, Marv	55	41.6	62	2	11/7	

Year	Player	SCORING				Tot.	NFL/ NFC
		TD	PAT	FG	Rank		
1960	Cone, Fred	0	21	6	39	27	
1961	Clarke, Frank	9	0	0	54	22	
1962	Baker, Sam	0	50	14	92	6	
1963	Baker, Sam	0	38	9	65	14	
1964	*VanRaaphorst, Dick	0	28	14	70	13	
1965	Villanueva, Danny	0	37	16	85	10	
1966	Villanueva, Danny	0	56	17	107	2	
1967	Hayes, Bob	11	0	0	66	16	
1968	Clark, Mike	0	54	17	105	2	
1969	Clark, Mike	0	43	20	103	2	
1970	Clark, Mike	0	35	18	89	12/8	
1971	Clark, Mike	0	47	13	86	13/7	
1972	Fritsch, Toni	0	36	21	99	7/3	
1973	Fritsch, Toni	0	43	18	97	11/7	

Year	Player	KICKOFF RETURNS					TD	NFL/ NFC
		No.	Yds.	Avg.	Long	Rank		
1960	Franckhauser, Tom	26	526	20.2	46	0	19	
1961	*Marsh, Amos	26	667	25.7	79	0	13	
1962	Marsh, Amos	29	725	25.0	101	1	10	
1963	*Stiger, Jim	18	432	24.0	66	0	12	
1964	*Renfro, Mel	40	1,017	25.4	65	0	7	
1965	Renfro, Mel	21	630	30.0	100	1	4	
	*Hayes, Bob	17	450	26.5	66	0	7	
1966	Renfro, Mel	19	487	25.6	87	1	9	
1967	Garrison, Walt	20	366	18.3	36	0	23	
1968	Baynham, Craig	23	590	25.7	40	0	7	
1969	*Flowers, Richmond	11	283	25.7	30	0	29	
1970	*Thomas, Duane	19	416	21.9	33	0	23/10	
1971	Harris, Cliff	29	823	28.4	77	0	4/4	
1972	Harris, Cliff	26	615	23.7	44	0	23/11	
1973	**Montgomery, Mike	6	175	29.2	63	0	DNQ	

**Did Not Qualify (Minimum 14 returns required).

NFL/
NFC

FIELD GOALS

Year	Player	Att.	Made	Avg.	Long	NFL/ NFC Rank
1960	Cone, Fred	13	6	.462	45	12
1961	Bielski, Dick	9	6	.667	42	13
1962	Baker, Sam	27	14	.519	53	3
1963	Baker, Sam	20	9	.450	53	12
1964	*VanRaaphorst, Dick	29	14	.483	43	8
1965	Villanueva, Danny	27	16	.593	41	7
1966	Villanueva, Danny	31	17	.548	37	8
1967	Villanueva, Danny	23	9	.391	34	14
1968	Clark, Mike	29	17	.586	50	7
1969	Clark, Mike	36	20	.555	47	5
1970	Clark, Mike	27	18	.667	43	7/4
1971	Clark, Mike	25	13	.520	48	19/9
1972	Fritsch, Toni	36	21	.583	54	18/8
1973	Fritsch, Toni	28	18	.643	37	12/4

NFL/
NFC

PUNT RETURNS

Year	Player	No.	Yds.	Avg.	Long	TD	NFL/ NFC Rank
1960	Butler, Bill	13	131	10.1	46	0	2
1961	*Marsh, Amos	14	71	5.1	19	0	14
1962	Lockett, J. W.	8	45	5.6	17	0	14
1963	*Stiger, Jim	14	141	10.1	45	0	6
1964	*Renfro, Mel	32	418	13.1	69	1	3
1965	Renfro, Mel	24	145	6.0	35	0	9
1966	Hayes, Bob	17	106	6.2	18	0	7
1967	Hayes, Bob	24	276	11.5	69	1	2
1968	Hayes, Bob	15	312	20.8	90	2	1
1969	Hayes, Bob	18	179	9.9	50	0	3
1970	Hayes, Bob	15	116	7.7	34	0	20/7
1971	Harris, Cliff	17	129	7.6	35	0	11/4
1972	Harris, Cliff	19	78	4.1	21	0	21/11
1973	*Richards, Golden ...	21	139	6.6	46	0	23/10

NFL/
NFC

INTERCEPTIONS

Year	Player	No.	Yds.	Avg.	Long	TD	NFL/ NFC Rank
1960	Bishop, Don	3	13	4.3	13	0	25
	Franckhauser, Tom ...	3	11	3.7	9	0	25
1961	Bishop, Don	8	172	21.5	57	0	2
1962	Bishop, Don	6	134	22.3	44	0	9
1963	Green, Cornell	7	211	30.1	55	0	6
1964	*Renfro, Mel	7	110	15.7	39	1	4
1965	Green, Cornell	3	49	16.3	43	0	27
	Livingston, Warren ..	3	5	1.7	5	0	27
	*Logan, Obert	3	5	1.7	3	0	27
1966	Green, Cornell	4	88	22.0	41	1	21
1967	Green, Cornell	7	52	7.4	28	0	7
	Renfro, Mel	7	38	5.4	30	0	9
1968	Howley, Chuck	6	115	19.2	58	1	11
1969	Renfro, Mel	10	118	11.8	41	0	1
1970	*Waters, Charlie	5	45	9.0	20	0	16/9
1971	Adderley, Herb	6	182	30.3	46	0	9/4
1972	Waters, Charlie	6	132	22.0	56	1	7/3
1973	Jordan, Lee Roy	6	78	13.0	31	1	4/2

Cowboys Statistical History

(ALL FIGURES ARE PER GAME AVERAGE)

OFFENSE

	1960	1961	1962	1963	1964	1965	1966	1967	1968	1969	1970	1971	1972	1973
No. Rushes	25.0	29.6	31.0	30.0	31.1	29.7	33.6	34.1	34.3	38.0	37.3	36.6	35.6	38.7
Yards Rushing	87.4	103.0	145.7	128.2	120.8	114.9	151.6	135.7	149.3	162.6	164.3	160.6	151.7	172.7
Yards Passing	175.3	190.1	205.1	176.3	143.8	170.5	215.9	199.9	216.1	203.3	174.6	199.0	167.3	166.6
Total Yards	262.8	320.0	350.9	304.5	264.6	285.4	367.5	335.6	365.5	365.8	338.9	359.6	319.0	339.4
Pass Attempts	29.5	30.1	27.1	26.8	28.9	25.9	29.5	29.8	28.5	25.4	21.2	25.8	26.2	22.9
Pass Comp.	13.6	15.4	14.3	14.3	13.7	12.0	15.3	15.0	15.5	13.5	10.6	14.7	14.0	13.7
Had Int.	2.8	1.9	1.2	1.5	1.7	1.3	1.0	2.0	1.3	1.3	1.1	1.0	1.6	1.1
Pct. Comp.	46.0	50.9	52.6	53.3	47.5	46.4	51.8	50.4	54.4	53.2	50.2	57.1	53.4	59.8
TD Passes	1.4	1.6	2.2	1.4	0.7	1.8	1.9	2.0	1.8	1.5	1.3	1.6	1.1	1.9
First Downs	15.0	17.1	17.6	17.7	16.4	15.1	20.5	18.6	21.2	19.6	16.4	20.6	18.3	20.1
Points Scored	14.8	16.9	28.4	21.8	17.9	23.2	31.8	24.4	30.8	26.4	21.4	29.0	22.8	27.3
Touchdowns	1.9	2.1	3.6	2.9	2.1	2.9	4.0	3.2	3.9	3.1	2.5	3.6	2.6	3.3
FG Attempts	1.1	1.7	1.9	1.4	2.1	1.9	2.2	1.6	2.0	2.6	1.9	2.4	2.6	2.1
FGs Made	0.5	0.6	1.0	0.6	1.0	1.1	1.2	0.6	1.2	1.4	1.3	1.3	1.5	1.4
No. Punts	5.0	4.4	4.1	5.1	5.6	5.2	4.6	4.8	4.2	4.5	4.9	4.0	3.6	4.2
Punting Avg.	41.3	36.7	45.4	44.2	38.9	41.3	39.2	40.4	40.9	43.3	41.3	41.6	38.2	41.5
Fumbles	1.8	3.3	2.3	2.1	2.8	2.2	1.6	1.9	1.5	2.0	2.1	2.1	1.9	1.8
Fumbles Lost	1.4	1.5	1.4	1.1	1.4	1.2	0.7	1.0	1.0	0.9	0.9	1.5	1.1	0.9
Penalties	5.2	3.4	4.4	4.8	6.9	5.6	5.9	5.8	5.5	5.8	6.2	6.7	6.4	5.9
Yds. Penalized	50.0	30.5	45.6	44.8	68.0	50.7	58.9	56.1	53.6	60.0	66.7	68.0	60.1	54.4
Yds. Lost Att. to Pass	23.7	18.4	17.4	23.6	35.9	26.4	22.0	21.0	17.8	26.1	21.1	17.2	17.0	19.2
Times Trapped				3.1	4.9	3.9	3.0	3.0	2.4	3.1	2.8	2.3	2.2	3.1

DEFENSE

	1960	1961	1962	1963	1964	1965	1966	1967	1968	1969	1970	1971	1972	1973
No. Rushes	37.3	32.4	27.6	32.5	31.3	30.1	25.4	24.2	26.4	22.4	29.6	25.2	30.6	31.1
Yds. Rushing	186.8	154.4	107.9	149.6	107.4	103.1	84.0	77.2	85.3	75.0	118.3	81.7	108.2	105.1
Yds. Passing	177.5	173.6	262.4	230.8	160.4	196.3	170.1	199.3	174.1	189.8	159.0	166.0	160.0	142.5
Total Yards	364.3	328.0	370.3	380.4	267.9	299.4	254.1	276.5	259.5	265.5	277.3	247.7	268.2	247.6
Pass Att.	32.8	23.3	31.2	28.8	26.9	30.3	32.6	34.4	30.6	32.7	28.5	30.1	27.3	25.1
Passes Comp.	13.3	12.0	16.6	14.4	12.3	14.6	15.1	18.6	15.7	16.8	13.8	14.9	13.4	13.4
Opp. Had Int.	1.3	1.8	1.4	1.9	1.7	1.3	1.2	2.1	1.9	1.8	1.7	1.9	1.1	1.3
Pct. Comp.	49.8	51.5	53.4	50.1	45.6	48.4	46.4	53.9	51.4	51.3	48.4	49.6	49.0	53.1
TD Passes	1.8	1.5	2.4	2.2	1.6	1.2	1.2	1.5	1.4	1.6	0.7	1.1	1.3	1.1
First Downs	18.0	18.1	19.6	19.0	15.1	17.1	15.8	16.9	14.4	14.5	14.6	14.3	15.5	14.9
Points	30.8	27.1	28.7	27.0	20.6	20.0	17.1	19.1	13.3	15.9	15.8	15.9	17.1	14.5
Touchdowns	3.8	3.5	3.7	3.4	2.4	2.4	2.1	2.5	1.6	2.0	1.7	1.8	2.0	1.6
FG Attempts	2.1	2.0	1.6	2.3	1.9	2.0	2.2	1.6	1.6	1.7	1.8	1.8	2.4	2.1
FGs Made	1.4	1.0	0.9	1.1	1.2	1.2	0.9	0.6	0.6	0.6	1.2	1.1	1.1	1.0
No. Punts	4.2	3.1	4.5	3.7	5.7	5.1	5.6	5.1	5.5	5.8	5.3	4.6	4.6	5.0
Punting Avg.	41.3	45.5	40.6	41.5	43.5	42.9	42.4	42.5	40.5	42.2	41.1	41.5	40.6	39.4
Fumbles	1.8	2.1	2.4	1.6	1.9	2.6	1.6	1.9	1.5	1.6	1.8	2.9	2.9	3.1
Fumbles Lost	0.9	1.3	1.1	0.8	1.4	1.4	1.0	1.4	1.0	0.8	1.0	1.8	1.2	1.6
Penalties	6.0	2.7	4.0	3.7	5.4	3.6	4.5	4.6	3.9	4.1	5.0	4.4	4.2	3.7
Yds. Penalized	56.0	25.9	40.6	34.2	55.8	34.5	55.6	50.5	46.9	48.6	52.3	46.2	41.9	36.9
Yds. Lost Att. to Pass	14.6	14.6	16.4	11.5	23.2	22.5	30.0	26.2	28.5	32.3	22.4	24.0	19.1	21.9
Times Trapped				1.4	3.2	2.8	4.3	3.2	3.7	3.9	2.9	3.1	2.3	2.9

Dallas Cowboys All-Time Leaders

RUSHING

Player	Att.	Yds.	Avg.	Long	TD
1. Perkins, Don (1961-68).....	1500	6217	4.1	59	42
2. Hill, Calvin (1969-73).....	981	4165	4.2	55	32
3. Garrison, Walt (1966-73).....	786	3457	4.4	41	25
4. Marsh, Amos (1961-64).....	427	2065	4.8	71	14
5. Reeves, Dan (1965-72).....	535	1990	3.7	67	25
6. Thomas, Duane (1970-71).....	326	1596	4.9	56	16
7. Meredith, Don (1960-68).....	242	1216	5.0	28	15

PASSING

Player	Att.	Comp.	Pct.	Yds.	TD	Int.	Rating
1. Staubach, Roger (1969-73).....	646	381	59.0	5,371	41	31	86.9
2. Morton, Craig (1966-73).....	1,306	683	52.3	10,276	80	73	75.5
3. Meredith, Don (1960-68).....	2,308	1170	50.7	17,199	135	111	74.7
4. LeBaron, Eddie (1960-63).....	692	359	51.9	5,331	45	52	67.8

RECEIVING

Player	No.	Yds.	Avg.	Long	TD
1. Hayes, Bob (1965-73).....	358	7177	20.0	95	70
2. Clarke, Frank (1960-67).....	281	5214	18.6	80	50
3. Rentzel, Lance (1967-70).....	183	3521	19.2	86	31
4. Howton, Billy (1960-63).....	161	2368	14.7	69	17
5. Garrison, Walt (1966-73).....	148	1541	10.4	53	8
6. Perkins, Don (1961-68).....	146	1310	9.0	39	3
7. Reeves, Dan (1965-72).....	129	1693	13.1	60	17
8. Hill, Calvin (1969-73).....	127	1225	9.6	33	6
9. Norman, Pettis (1963-70).....	124	1672	13.5	49	14

SCORING

Player	TD	PAT	FG	Total
1. Hayes, Bob (1965-73).....	75	—	—	450
2. Clark, Mike (1968-71, 1973).....	—	180	69	387
3. Clarke, Frank (1960-67).....	51	—	—	306
4. Perkins, Don (1961-68).....	45	—	—	270
5. Villanueva, Danny (1965-67).....	—	134	42	260
6. Reeves, Dan (1965-72).....	42	1 (run)	—	253

PUNTING

Player	No.	Avg.	Long	Blk.
1. Baker, Sam (1962-63).....	128	45.1	72	0
2. Sherer, Dave (1960).....	57	42.5	67	1
3. Widby, Ron (1968-71).....	247	41.8	84	2
4. Lothridge, Billy (1964).....	62	40.3	75	1
5. Villanueva, Danny (1965-67).....	192	40.3	58	1
6. Bateman, Marv (1972-73).....	106	40.0	62	3
7. Green, Allen (1961).....	61	36.7	53	1

INTERCEPTIONS

Player	No.	Yds.	Avg.	Long	TD
1. Renfro, Mel (1964-73).....	42	499	11.9	90	3
2. Green, Cornell (1962-73).....	32	550	17.2	59	2
3. Howley, Chuck (1961-73).....	24	395	16.5	58	2
4. Jordan, Lee Roy (1963-73).....	24	363	15.1	49	3
5. Bishop, Don (1960-63).....	22	364	16.5	57	0
6. Gaechter, Mike (1962-69).....	21	420	20.0	100	1
7. Waters, Charlie (1970-73).....	18	326	18.1	56	1
8. Tubbs, Jerry (1960-67).....	15	176	11.7	44	0

PUNT RETURNS (Min. 20 Returns)

Player	No.	Yds.	Avg.	Long	TD
1. Hayes, Bob (1965-73).....	102	1147	11.2	90	3
2. Renfro, Mel (1964-73).....	108	842	7.8	69	1
3. Richards, Golden (1973).....	21	139	6.6	46	0
4. Rentzel, Lance (1967-70).....	24	152	6.3	27	0
5. Harris, Cliff (1970-73).....	39	227	5.8	35	0

KICKOFF RETURNS (Min. 40 Returns)

Player	No.	Yds.	Avg.	Long	TD
1. Renfro, Mel (1964-73).....	85	2246	26.4	100	2
2. Harris, Cliff (1970-73).....	62	1608	25.9	77	0
3. Marsh, Amos (1961-64).....	65	1561	24.0	101	1
4. Garrison, Walt (1966-73).....	41	813	19.8	36	0

FIELD GOALS

Player	Att.	Made	Pct.	Long
1. Clark, Mike (1968-71, 1973).....	119	69	.580	50
2. Fritsch, Toni (1971-73).....	72	44	.611	54
3. Villanueva, Danny (1965-67).....	81	42	.519	41
4. Baker, Sam (1962-63).....	47	23	.489	53
5. Van Raaphorst, Dick (1964).....	29	14	.483	43
6. Cone, Fred (1960).....	13	6	.462	45
7. Bielski, Dick (1961).....	9	6	.667	42

COWBOYS RECORDS

Team Season Records

MOST POINTS SCORED

Cowboys..... 445 in 1966 — Opponents 402 in 1962

FEWEST POINTS SCORED

Cowboys..... 177* in 1960 — Opponents 186 in 1968

Cowboys..... 236 in 1961

MOST TOUCHDOWNS SCORED

Cowboys..... 56 in 1966 — Opponents 52 in 1962

FEWEST TOUCHDOWNS SCORED

Cowboys..... 23* in 1960 — Opponents..... 23 in 1968 & 1973

Cowboys..... 29 in 1961

MOST FIRST DOWNS

Cowboys..... 297 in 1968 — Opponents..... 274 in 1962

FEWEST FIRST DOWNS

Cowboys..... 180* in 1960 — Opponents..... 200 in 1971

Cowboys..... 211 in 1965

MOST FIRST DOWNS RUSHING

Cowboys..... 139 in 1973 — Opponents..... 122 in 1961

FEWEST FIRST DOWNS RUSHING

Cowboys..... 57* in 1960 — Opponents..... 52 in 1969

Cowboys..... 87 in 1965

MOST FIRST DOWNS PASSING

Cowboys..... 144 in 1971 — Opponents..... 166 in 1962

FEWEST FIRST DOWNS PASSING

Cowboys..... 95 in 1970 — Opponents..... 97* in 1960

— Opponents..... 105 in 1970

MOST FIRST DOWNS BY PENALTIES

Cowboys..... 24 in 1966 — Opponents 27 in 1967

FEWEST FIRST DOWNS BY PENALTIES

Cowboys..... 9 in 1961, 1962 & 1971 — Opponents 10 in 1969

MOST NET YARDS OFFENSE

Cowboys..... 5,145 in 1966 — Opponents..... 5,325 in 1963

FEWEST NET YARDS OFFENSE

Cowboys..... 3,153* in 1960 — Opponents..... 3,466 in 1973

Cowboys..... 3,704 in 1964

MOST NET YARDS RUSHING

Cowboys..... 2,418 in 1973 — Opponents..... 2,242* in 1960

FEWEST NET YARDS RUSHING

Cowboys..... 1,049* in 1960 — Opponents..... 1,050 in 1969

Cowboys..... 1,608 in 1965

MOST NET YARDS PASSING

Cowboys..... 3,026 in 1968 — Opponents..... 3,674 in 1962

FEWEST NET YARDS PASSING

Cowboys..... 2,013 in 1964 — Opponents..... 1,913 in 1970

*12 Games

	MOST TOTAL YARDS PASSING	
Cowboys	3,331 in 1966 — Opponents	3,904 in 1962
	FEWEST TOTAL YARDS PASSING	
Cowboys	2,388* in 1960 — Opponents	2,226 in 1970
Cowboys	2,445 in 1970	
	MOST TIMES TACKLED PASSER	
Cowboys	60 in 1966 — Opponents	68 in 1964
	MOST YARDS LOST ATTEMPTING TO PASS	
Cowboys	503 in 1964 — Opponents	420 in 1966
	FEWEST YARDS LOST ATTEMPTING TO PASS	
Cowboys	238 in 1972 — Opponents	161 in 1963
	MOST FUMBLES	
Cowboys	46 in 1961 — Opponents	44 in 1973
	MOST FUMBLES LOST	
Cowboys	21 in 1961 & 1971 — Opponents	25 in 1971
	FEWEST FUMBLES	
Cowboys	21* in 1960 — Opponents	21* in 1960
Cowboys	21 in 1968 — Opponents	21 in 1968
	FEWEST FUMBLES LOST	
Cowboys	10 in 1966 — Opponents	11* in 1960
	— Opponents	11 in 1963 & 1969
	MOST PASS ATTEMPTS	
Cowboys	422 in 1961 — Opponents	482 in 1967
	FEWEST PASS ATTEMPTS	
Cowboys	297 in 1970 — Opponents	293* in 1960
	— Opponents	326 in 1961
	MOST PASS COMPLETIONS	
Cowboys	217 in 1968 — Opponents	260 in 1967
	FEWEST PASS COMPLETIONS	
Cowboys	149 in 1970 — Opponents	146* in 1960
	— Opponents	168 in 1961
	MOST PASSES INTERCEPTED	
Cowboys	29 in 1967 — Opponents	33* in 1960
	FEWEST PASSES INTERCEPTED	
Cowboys	15* in 1960 — Opponents	14 in 1966 & 1971
Cowboys	16 in 1972	
	MOST PENALTIES	
Cowboys	97 in 1964 — Opponents	75 in 1964
	FEWEST PENALTIES	
Cowboys	47 in 1961 — Opponents	38 in 1961
	MOST YARDS PENALIZED	
Cowboys	952 in 1964 and 1971 — Opponents	781 in 1964
	FEWEST YARDS PENALIZED	
Cowboys	427 in 1961 — Opponents	362 in 1961
	MOST PUNTS	
Cowboys	78 in 1964 — Opponents	82 in 1969
	FEWEST PUNTS	
Cowboys	51 in 1972 — Opponents	43 in 1961

*12 Games

Team Single Game Records

MOST POINTS

Cowboys	59	vs. Detroit (59-13)	September 15, 1968
Opp.	54	Minnesota (54-13)	October 18, 1970
Combined	86	vs. Buffalo (49-37)	September 19, 1971

MOST FIRST DOWNS

Cowboys	32	vs. Philadelphia	October 9, 1966
Opp.	29	Pittsburgh	October 22, 1967

FEWEST FIRST DOWNS

Cowboys	8	vs. Cleveland	October 16, 1960
		vs. Pittsburgh	November 12, 1961
		vs. St. Louis	December 10, 1961
		vs. Green Bay	November 29, 1964
		vs. Philadelphia	November 1, 1970
Opp.	5	Philadelphia	November 6, 1966

MOST FIRST DOWNS RUSHING

Cowboys	16	vs. Washington	November 16, 1969
		vs. Washington	December 6, 1970
		*vs. San Francisco	January 3, 1971
Opp.	15	Cleveland	December 3, 1961
		Pittsburgh	September 23, 1962

FEWEST FIRST DOWNS RUSHING

Cowboys	0	vs. Philadelphia	November 1, 1970
Opp.	0	Philadelphia	October 9, 1966
		Pittsburgh	October 30, 1966

MOST FIRST DOWNS PASSING

Cowboys	23	vs. San Francisco	November 10, 1963
Opp.	21	Chicago	November 11, 1962

FEWEST FIRST DOWNS PASSING

Cowboys	3	vs. Cleveland	October 16, 1960
		vs. St. Louis	December 10, 1961
		vs. Washington	September 26, 1965
		vs. St. Louis	December 4, 1966
		vs. Minnesota	October 20, 1968
		vs. Atlanta	October 11, 1970
		*vs. Detroit	December 26, 1970
		vs. Washington	December 9, 1972
Opp.	1	Chicago	September 16, 1973

MOST FIRST DOWNS BY PENALTIES

Cowboys	5	vs. Detroit	December 11, 1960
		vs. Philadelphia	December 10, 1967
Opp.	5	Cleveland	November 21, 1965

MOST NET YARDS TOTAL OFFENSE

Cowboys	652	vs. Philadelphia	October 9, 1966
Opp.	527	St. Louis	December 9, 1962

FEWEST NET YARDS TOTAL OFFENSE

Cowboys	126	vs. St. Louis	December 10, 1961
Opp.	63	Green Bay	October 24, 1965

MOST NET YARDS RUSHING

Cowboys	286	vs. Philadelphia	November 18, 1973
Opp.	289	Philadelphia	October 22, 1961

*Playoff Game.

FEWEST NET YARDS RUSHING

Cowboys	41	vs. San Francisco	November 7, 1965
Opp.	7	Pittsburgh	October 30, 1966

MOST NET YARDS PASSING

Cowboys	440	vs. Philadelphia	October 9, 1966
Opp.	437	Chicago	November 18, 1962

FEWEST NET YARDS PASSING

Cowboys	—10	vs. Green Bay	October 24, 1965
Opp.	—1	Green Bay	October 24, 1965

MOST GROSS YARDS PASSING

Cowboys	460	vs. San Francisco	November 10, 1963
Opp.	466	Chicago	November 18, 1962

FEWEST GROSS YARDS PASSING

Cowboys	42	vs. Green Bay	October 24, 1965
Opp.	27	New York Jets	December 4, 1971

MOST YARDS LOST ATTEMPTING TO PASS

Cowboys	66	vs. San Francisco	November 23, 1972
Opp.	79	Philadelphia	November 19, 1972

MOST TIMES TACKLING PASSER

Cowboys	12	vs. Pittsburgh	November 22, 1966
Opp.	9	Green Bay	October 24, 1965
		San Francisco	November 23, 1972

MOST INTERCEPTIONS

Cowboys	7	vs. Philadelphia	September 30, 1960
		vs. Philadelphia	September 26, 1971
Opp.	5	St. Louis	November 5, 1961

MOST FUMBLES

Cowboys	7	vs. New York Giants	October 11, 1971
Opp.	7	Washington	November 28, 1965
		St. Louis	December 3, 1972

MOST FUMBLES LOST

Cowboys	5	vs. New Orleans	November 3, 1968
		vs. New York Giants	October 11, 1971
Opp.	5	New York Giants	October 11, 1971
		Chicago	September 16, 1973

MOST PENALTIES

Cowboys	13	vs. Philadelphia	October 13, 1968
		vs. Washington	November 28, 1965
		vs. Buffalo	September 19, 1971
Opp.	11	Chicago	November 1, 1964

FEWEST PENALTIES

Cowboys	0	vs. St. Louis	December 10, 1961
Opp.	0	Pittsburgh	October 21, 1962
		Philadelphia	December 5, 1965
		Detroit	December 26, 1970
		Miami	January 16, 1972

MOST YARDS LOST ON PENALTIES

Cowboys	161	vs. Washington	November 22, 1970
Opp.	149	Los Angeles	November 6, 1960

MOST PUNTS

Cowboys	10	vs. Pittsburgh	November 12, 1961
		vs. Detroit	October 13, 1963
		vs. Cleveland	October 17, 1965
Opp.	11	Los Angeles	September 30, 1962

*Playoff Game.

Miscellaneous Records

INDIVIDUAL

- Most Consecutive Passes Completed — Don Meredith, 10 vs. Philadelphia, Nov. 17, 1963; Craig Morton, 10 vs. Philadelphia, Oct. 19, 1969, and 10 vs. Baltimore, Oct. 15, 1972; Roger Staubach, 10 (last 7 vs. Denver, Dec. 2, 1973, and first 3 vs. Washington, Dec. 9, 1973).
- Most Consecutive Passes Without an Interception — Don Meredith, 166; (began vs. Phila., Dec. 5, 1965, ended vs. St. Louis, Oct. 16, 1966).
- Most Consecutive Games to Rush for TD — Dan Reeves, 4 in 1966; Walt Garrison, 4 in 1973.
- Most Consecutive Games to Catch TD Passes — Frank Clarke, 7 (final game of 1961 season, first six games in '62); Bob Hayes, 7 (final three games of 1965 season, first four games in 1966).
- Most Consecutive Games Intercept Pass — Don Bishop, 5 in 1961.
- Most Consecutive PATs — Mike Clark, 99 (last 17 in 1969, all 35 in 1970 and all 47 in 1971).
- Most Consecutive Games at Least One Pass Catch — Lance Rentzel, 36 (final six games of 1967 season, all of 1968 and 1969, first two games of 1970).
- Most Consecutive Games Kick FG — Mike Clark, 10 (Final nine games of 1969 season, first game in 1970); Toni Fritsch, 10 (Final seven games of 1972 season, first three games in 1973).
- Most Consecutive Games Played — Bob Lilly, all 182 from 1961 through 1973.

TEAM

- Most Consecutive Games Intercept Pass — 28 (every game in '62 and '63).
- Most Consecutive PATs — 162 ('69, '70, '71, '72, '73)
- Most Consecutive Games Without Losing Fumble — 3 in 1973.
- PAT record — 21 of 23 in '60 — last 17 straight.
- 29 of 29 in '61 — all 29.
 - 50 of 51 in '62 — first 33, last 17.
 - 38 of 40 in '63 — first 32.
 - 28 of 30 in '64 — last 23.
 - 37 of 38 in '65 — last 24.
 - 56 of 56 in '66 — all 56.
 - 41 of 44 in '67 — first 8, last 1.
 - 54 of 54 in '68 — all 54.
 - 43 of 44 in '69 — first 26, last 17.
 - 35 of 35 in '70 — all 35.
 - 50 of 50 in '71 — all 50.
 - 36 of 36 in '72 — all 36.
 - 45 of 46 in '73 — first 24, last 21.

Individual Season Records

RUSHING

Most Yards Gained	1,142 — Calvin Hill	1973
Most Carries	273 — Calvin Hill	1973
Best Avg. (50 plus carries)	5.6 — Amos Marsh	1962
Most Touchdowns	11 — Duane Thomas	1971

PASSING

Most Attempts	344 — Don Meredith	1966
Most Completions	185 — Craig Morton	1972
Most Yards Gained	2,805 — Don Meredith	1966
Most Touchdowns	24 — Don Meredith	1966
Best Percentage	62.6 — Roger Staubach	1973
Most Interceptions	25 — Eddie LeBaron	1960
Best Avg. Gain Per Attempt	8.9 — Roger Staubach	1971
Poorest Percentage	37.7 — Don Heinrich	1960

RECEIVING

Most Receptions	65 — Frank Clarke	1964
Most Yards Gained	1,232 — Bob Hayes	1966
Most Touchdowns	14 — Frank Clarke	1962
Best Avg. Gn. Per Reception	32.2 — Frank Clarke	1960

SCORING

Most Points	107 — Danny Villanueva	1966
Most Touchdowns	16 — Dan Reeves	1966
Most PATs	56 — Danny Villanueva	1966
Most Field Goals	21 — Toni Fritsch	1972
Most PAT Attempts	56 — Danny Villanueva	1966
Most FG Attempts	36 — Mike Clark	1969
	Toni Fritsch	1972

DEFENSE

Most Unassisted Tackles	97 — Lee Roy Jordan	1968
Most Assisted Tackles	101 — Jerry Tubbs	1960
Most Tackles, Combined	163 — Lee Roy Jordan	1973
Most Intercepted Passes	10 — Mel Renfro	1969
Most Yds. Ret. Int. Passes	211 — Cornell Green (seven int.)	1963
Most Kickoff Returns	40 — Mel Renfro	1964
Most Yds. on Kickoff Returns	1,017 — Mel Renfro	1964
Most Punt Returns	32 — Mel Renfro	1964
Most Yards Punt Returns	418 — Mel Renfro	1964

Individual Single-Game Records

MOST YARDS GAINED RUSHING

Cowboys	150	Calvin Hill vs. Washington.....	Nov. 16, 1969
Opp.	232	Jimmy Brown, Cleveland	Sept. 22, 1963

MOST CARRIES

Cowboys	31	Calvin Hill vs. Chicago.....	Sept. 16, 1973
Opp.	27	Dick James, Washington	Dec. 17, 1961

LONGEST RUN FROM SCRIMMAGE

Cowboys	73	Amos Bullocks vs. Chicago	Nov. 18, 1962
Opp.	75	Ed Sutton, N. Y. Giants	Dec. 4, 1960

MOST PASSES ATTEMPTED

Cowboys	48	Don Meredith vs. San Francisco	Nov. 10, 1963
Opp.	46	Bill Wade, Chicago	Nov. 18, 1962
		Sonny Jurgensen, Washington	Nov. 13, 1966
		Tarkenton, (43) Wood (3), Giants	Dec. 15, 1968

MOST PASSES COMPLETED

Cowboys	30	Don Meredith vs. N. Y. Giants	Sept. 18, 1966
Opp.	28	Bill Wade, Chicago	Nov. 18, 1962
		Kent Nix, Pittsburgh	Oct. 22, 1967

MOST YARDS GAINED PASSING

Cowboys	460	Don Meredith vs. San Francisco	Nov. 10, 1963
Opp.	466	Bill Wade, Chicago	Nov. 18, 1962

MOST TOUCHDOWN PASSES

Cowboys	5	Eddie LeBaron vs. Pittsburgh	Oct. 21, 1962
		Don Meredith vs. N. Y. Giants	Sept. 18, 1966
		Don Meredith vs. Philadelphia	Oct. 9, 1966
		Don Meredith vs. Philadelphia	Sept. 29, 1968
		Craig Morton vs. Philadelphia	Oct. 19, 1969
		Craig Morton vs. Houston	Dec. 20, 1970
Opp.	6	Y. A. Tittle, N. Y. Giants	Dec. 16, 1962

LONGEST COMPLETION

Cowboys	95	Don Meredith to Bob Hayes vs. Washington	Nov. 13, 1966
Opp.	94	Norm Sneed to Rich Houston, N. Y. Giants	Sept. 24, 1972

MOST PASSES HAD INTERCEPTED

Cowboys	5	Eddie LeBaron vs. Philadelphia	Sept. 30, 1960
		Eddie LeBaron vs. St. Louis	Nov. 5, 1961
Opp.	6	Pete Liske, Philadelphia	Sept. 26, 1971

MOST PASS RECEPTIONS

Cowboys	13	Lance Rentzel vs. Washington	Nov. 19, 1967
Opp.	12	J. R. Wilburn, Pittsburgh	Oct. 22, 1967

MOST YARDS LOST ATTEMPTING TO PASS

Cowboys	63	Roger Staubach vs. St. Louis	Sept. 21, 1969
Opp.	66	Ron Smith, Pittsburgh	Nov. 20, 1966

MOST YARDS ON PASS RECEPTIONS

Cowboys	246	Bob Hayes vs. Washington	Nov. 13, 1966
Opp.	238	Harold Jackson, Los Angeles	Oct. 14, 1973

MOST TOUCHDOWNS ON PASS RECEPTIONS

Cowboys	4	Bob Hayes vs. Houston	Dec. 20, 1970
Opp.	4	Harold Jackson, Los Angeles	Oct. 14, 1973

MOST POINTS SCORED

Cowboys	24	Dan Reeves vs. Atlanta	Nov. 5, 1967
		Bob Hayes vs. Houston	Dec. 20, 1970
		Calvin Hill vs. Buffalo	Sept. 19, 1971
		Duane Thomas vs. St. Louis	Dec. 18, 1971
Opp.	24	Dick James, Washington	Dec. 17, 1961
		Harold Jackson, Los Angeles	Oct. 14, 1973

MOST TOUCHDOWNS

Cowboys	4	Dan Reeves vs. Atlanta	Nov. 5, 1967
		Bob Hayes vs. Houston	Dec. 20, 1970
		Calvin Hill vs. Buffalo	Sept. 19, 1971
		Duane Thomas vs. St. Louis	Dec. 18, 1971
Opp.	4	Dick James, Washington	Dec. 17, 1961
		Harold Jackson, Los Angeles	Oct. 14, 1973

MOST EXTRA POINTS CONVERTED

Cowboys	8	Mike Clark vs. Detroit	Sept. 15, 1968
		Danny Villanueva vs. Philadelphia	Oct. 9, 1966
Opp.	7	Gerry Perry, St. Louis	Dec. 9, 1962

MOST EXTRA POINTS ATTEMPTED

Cowboys	8	Mike Clark vs. Detroit	Sept. 15, 1968
		Danny Villanueva vs. Philadelphia	Oct. 9, 1966
Opp.	7	Sam Baker, Cleveland	Oct. 16, 1960
		Gerry Perry, St. Louis	Dec. 9, 1962

MOST FIELD GOALS MADE

Cowboys	4	Danny Villanueva vs. Cleveland	Nov. 24, 1966
		Toni Fritsch vs. St. Louis	Nov. 12, 1972
Opp.	4	Ed Khayat, Washington	Oct. 9, 1960
		Tommy Davis, San Francisco	Nov. 20, 1960
		Sam Baker, Philadelphia	Dec. 5, 1965
		Fred Cox, Minnesota	Oct. 18, 1970
		Jim Bakken, St. Louis	Dec. 18, 1971

MOST FIELD GOALS ATTEMPTED

Cowboys	7	Mike Clark vs. Chicago	Nov. 24, 1968
Opp.	7	Sam Baker, Philadelphia	Dec. 4, 1965

LONGEST FIELD GOAL

Cowboys	54	Toni Fritsch vs. New York Giants	Sept. 24, 1972
Opp.	54	Pete Gogolak, New York Giants	Nov. 8, 1970

COWBOYS DEFENSE

Most unassisted tackles.....	14	— Lee Roy Jordan vs. Phil.....	Oct. 28, 1973
Most assisted tackles.....	15	— Jerry Tubbs vs. Chicago.....	Nov. 27, 1960
Most tackles, combined.....	21	— Lee Roy Jordan vs. Phil.....	Oct. 28, 1973
Most interceptions.....	3	— Herb Adderley vs. Phil.....	Sept. 26, 1971
		— Lee Roy Jordan vs. Cinn.....	Nov. 4, 1973
Most yds. gn. ret. int.....	121	— Mike Gaechter vs.	
		— Washington (two)	Nov. 3, 1963
Longest ret. of int. pass.....	100	— Mike Gaechter vs. Phil.....	Oct. 14, 1962
Most kickoff returns.....	8	— Mel Renfro vs. Green Bay.....	Nov. 29, 1964
Most yds. KO rets.....	168	— Mel Renfro vs.	
		— Washington (4 returns)	Nov. 22, 1964
Longest KO ret.....	101	— Amos Marsh vs. Phil.....	Oct. 14, 1962
		— Ike Thomas vs. N. Y. Jets	Dec. 4, 1971
Most punt returns.....	5	— Mel Renfro vs. Washington.....	Nov. 13, 1966
Longest punt return.....	90	— Bob Hayes vs. Pittsburgh.....	Dec. 8, 1968
Most yds. punt returns.....	122	— Bob Hayes vs.	
		— Pittsburgh (3 returns)	Dec. 8, 1968

COWBOYS ATTENDANCE RECORDS

TOTAL ATTENDANCE

Year	Home Games (No.)	Avg.	Percent Change	Road Games (No.)	Pre-Season Games (No.)	Post-Season Games	Grand Total
1960	128,500 (6)	21,417	—	214,820 (6)	120,284 (6)	—	463,604
1961	172,000 (7)	24,571	+33.9%	251,443 (7)	97,584 (5)	—	521,027
1962	152,446 (7)	21,778	-11.4%	278,807 (7)	178,683 (5)	—	609,936
1963	188,727 (7)	26,961	+23.8%	280,062 (7)	214,290 (5)	—	683,079
1964	268,661 (7)	38,380	+42.3%	356,339 (7)	207,751 (5)	—	832,751
1965	388,912 (7)	55,559	+44.8%	366,390 (7)	199,395 (5)	65,569	1,020,266
1966	473,373 (7)	67,625	+21.7%	408,889 (7)	238,186 (5)	75,504	1,195,952
1967	460,476 (7)	65,782	-2.7%	402,843 (7)	278,511 (5)	121,647	1,263,477
1968	470,110 (7)	67,158	+2.1%	401,626 (7)	300,909 (6)	104,458	1,277,103
1969	443,352 (7)	63,336	-5.7%	434,477 (7)	384,095 (6)	100,472	1,362,396
1970	411,531 (7)	58,790	-7.2%	398,377 (7)	347,327 (6)	212,847	1,370,082
1971	466,220 (7)	66,603	+13.3%	416,043 (7)	375,250 (6)	196,716	1,454,229
1972	446,990 (7)	63,856	-4.1%	391,852 (7)	474,273 (7)	114,343	1,427,458
1973	433,030 (7)	61,861	-3.1%	423,177 (7)	355,994 (6)	128,815	1,341,016
Total	4,904,328 (97)	50,560	—	5,025,145 (97)	3,772,532 (78)	1,120,371	14,822,376

*LARGEST CROWDS

Home

80,259 — Dallas 26, Cleveland 14; Nov. 24, 1966.
76,965 — Dallas 31, St. Louis 17; Dec. 4, 1966.

Away

84,850 — Cleveland 42, Dallas 10; Nov. 2, 1969.
84,728 — Dallas 17, New Orleans 3; Nov. 3, 1968.

SMALLEST CROWDS

Home

†10,000 — San Francisco 26, Dallas 14; Nov. 20, 1960.
12,692 — Chicago 34, Dallas 33; Nov. 18, 1962.

Away

12,695 — Dallas 28, St. Louis 24; Dec. 15, 1963.
14,102 — St. Louis 52, Dallas 20; Dec. 9, 1962.

*Cowboys-Rams played before 87,381 in pre-season, Aug. 8, 1969 in Los Angeles.

†Estimated; no turnstiles in Cotton Bowl in 1960 and 1961.

Cowboys Longest Plays

LONG RUNS FROM SCRIMMAGE

- 73—Amos Bullocks vs. Chicago, Nov. 18, 1962 (TD).
- 71—Amos Marsh vs. New York, Oct. 15, 1961.
- 70—Amos Marsh vs. Washington, Nov. 4, 1962.
- 68—Les Shy vs. Philadelphia, Oct. 9, 1966.
- 67—Dan Reeves vs. Washington, Dec. 11, 1966 (TD).
- 64—Jim Stiger vs. Washington, Nov. 22, 1964.
- 59—Don Perkins vs. Pittsburgh, Sept. 27, 1964.
- 56—Frank Clarke vs. New Orleans, Nov. 12, 1967.
- 56—Duane Thomas vs. New England, Oct. 24, 1971 (TD).
- 55—Calvin Hill vs. New Orleans, Nov. 9, 1969.

LONG FORWARD PASSES

- 95—Don Meredith to Bob Hayes vs. Washington, Nov. 13, 1966 (TD).
- 89—Craig Morton to Bob Hayes vs. Kansas City, Oct. 25, 1970 (TD).
- 86—Craig Morton to Lance Rentzel vs. Philadelphia, Nov. 1, 1970 (TD).
- 85—Eddie LeBaron to Amos Marsh vs. Los Angeles, Sept. 30, 1962 (TD).
- 85—Roger Staubach to Bob Hayes vs. N. Y. Giants, Dec. 12, 1971 (TD).
- 84—Don Meredith to Pete Gent vs. Pittsburgh, Oct. 30, 1966 (TD).

LONG PUNTS

- 84—Ron Widby vs. New Orleans, Nov. 3, 1968.
- 75—Billy Lothridge vs. New York, Oct. 11, 1964.
- 75—Sam Baker vs. Los Angeles, Sept. 30, 1962.
- 71—Billy Lothridge vs. St. Louis, Sept. 12, 1964.
- 71—Sam Baker vs. New York, Dec. 16, 1962.

LONG PUNT RETURNS

- 90—Bob Hayes vs. Pittsburgh, Dec. 8, 1968 (TD).
- 69—Bob Hayes vs. St. Louis, Nov. 23, 1967 (TD).
- 69—Mel Renfro vs. Green Bay, Nov. 29, 1964 (TD).
- 63—Bob Hayes vs. New York, Dec. 15, 1968 (TD).
- *63—Golden Richards vs. Minnesota, Dec. 30, 1973 (TD).
- 51—Mel Renfro vs. Cleveland, Oct. 4, 1964.
- 50—Bob Hayes vs. Washington, Nov. 16, 1969.

LONG KICKOFF RETURNS

- 101—Amos Marsh vs. Philadelphia, Oct. 14, 1962 (TD).
- 101—Ike Thomas vs. New York Jets, Dec. 4, 1971 (TD).
- 100—Mark Washington vs. Washington, Nov. 22, 1970 (TD).
- 100—Mel Renfro vs. San Francisco, Nov. 7, 1965 (TD).
- 89—Ike Thomas vs. Los Angeles, Nov. 25, 1971 (TD).
- 87—Mel Renfro vs. Pittsburgh, Oct. 30, 1966 (TD).

LONG INTERCEPTION RETURNS

- 100—Mike Gaechter vs. Philadelphia, Oct. 14, 1962 (TD).
- 90—Mel Renfro vs. St. Louis, Oct. 4, 1965 (TD).
- 86—Mike Gaechter vs. Washington, Nov. 3, 1963.

LONG FUMBLE RETURNS

- 97—Chuck Howley vs. Atlanta, Oct. 2, 1966 (TD).
- 84—Don Bishop vs. St. Louis, Oct. 28, 1962 (TD).
- 63—Jim Ridlon vs. Philadelphia, Dec. 6, 1964 (TD).

LONG RETURNS OF FIELD-GOAL ATTEMPTS

- 94—Jerry Norton vs. St. Louis, Dec. 9, 1962 (TD).
- 60—Mike Gaechter vs. Washington, Nov. 28, 1965 (TD).
- 60—Obert Logan vs. New York, Dec. 19, 1965 (TD).

*Playoff Game.

Cowboys Big Days

RUSHING

(includes all 100-yard days)

- 150—Calvin Hill vs. Washington, Nov. 16, 1969 (27 carries).
- *143—Duane Thomas vs. San Francisco, Jan. 3, 1971 (27 carries).
- 138—Calvin Hill vs. New Orleans, Sept. 28, 1969 (23 carries).
- 137—Don Perkins vs. St. Louis, Oct. 28, 1962 (24 carries).
- 137—Don Perkins vs. N. Y. Giants, Oct. 11, 1964 (17 carries).
- *135—Duane Thomas vs. Detroit, Dec. 26, 1970 (30 carries).
- 134—Duane Thomas vs. Kansas City, Oct. 25, 1970 (20 carries).
- 133—Don Perkins vs. Green Bay, Oct. 24, 1965 (22 carries).
- 130—Calvin Hill vs. Chicago, Sept. 16, 1973 (31 carries).
- *125—Calvin Hill vs. San Francisco, Dec. 23, 1972 (18 carries).
- 124—Robert Newhouse vs. St. Louis, Dec. 16, 1973 (19 carries).
- 123—Don Perkins vs. Cleveland, Dec. 3, 1961 (20 carries).
- 123—Duane Thomas vs. Washington, Dec. 6, 1970 (19 carries).
- 123—Calvin Hill vs. N. Y. Giants, Oct. 21, 1973 (23 carries).
- 121—Walt Garrison vs. Washington, Dec. 9, 1972 (10 carries).
- 120—Calvin Hill vs. St. Louis, Dec. 3, 1972 (26 carries).
- 117—Amos Marsh vs. Cleveland, Dec. 2, 1962 (17 carries).
- 117—Calvin Hill vs. Philadelphia, Sept. 20, 1970 (25 carries).
- 117—Calvin Hill vs. Atlanta, Oct. 11, 1970 (29 carries).
- 115—Duane Thomas vs. Houston, Dec. 20, 1970 (17 carries).
- 114—Dan Reeves vs. Cleveland, Sept. 17, 1967 (18 carries).
- 112—Duane Thomas vs. N. Y. Jets, Dec. 4, 1971 (14 carries).
- 111—Don Perkins vs. Cleveland, Nov. 24, 1966 (23 carries).
- 111—Don Perkins vs. Atlanta, Nov. 5, 1967 (21 carries).
- 111—Calvin Hill vs. Washington, Dec. 9, 1972 (24 carries).
- 110—Calvin Hill vs. Washington, Dec. 9, 1973 (27 carries).
- 109—Amos Marsh vs. Washington, Nov. 4, 1962 (10 carries).
- 109—Don Perkins vs. Washington, Sept. 29, 1963 (25 carries).
- 109—Calvin Hill vs. New Orleans, Nov. 9, 1969 (13 carries).
- 108—Don Perkins vs. Minnesota, Sept. 24, 1961 (17 carries).
- 108—Don Perkins vs. Pittsburgh, Oct. 21, 1962 (20 carries).
- 108—Dan Reeves vs. Washington, Dec. 11, 1966 (10 carries).
- 108—Calvin Hill vs. Pittsburgh, Oct. 8, 1972 (23 carries).
- 104—Duane Thomas vs. Washington, Nov. 17, 1968 (13 carries).
- 103—Don Perkins vs. Washington, Nov. 17, 1968 (13 carries).
- 103—Calvin Hill vs. Washington, Oct. 8, 1973 (21 carries).
- 102—Walt Garrison vs. N. Y. Giants, Oct. 27, 1969 (16 carries).
- 101—Duane Thomas vs. St. Louis, Nov. 7, 1971 (26 carries).
- 100—Calvin Hill vs. Philadelphia, Nov. 19, 1972 (15 carries).
- 100—Calvin Hill vs. Philadelphia, Oct. 28, 1973 (25 carries).

PASSING

- 460—Don Meredith vs. 49ers, Nov. 10, 1963 (30 of 48).
- 406—Don Meredith vs. Redskins, Nov. 13, 1966 (21 of 29).
- 394—Don Meredith vs. Eagles, Nov. 6, 1966 (14 of 24).
- 358—Don Meredith vs. Giants, Sept. 18, 1966 (14 of 24).
- 349—Craig Morton vs. Houston, Dec. 20, 1970 (13 of 17).
- 345—Eddie LeBaron vs. Steelers, Sept. 24, 1960 (15 of 28).
- 326—Don Meredith vs. Cardinals, Dec. 11, 1965 (16 of 30).
- 306—Don Meredith vs. Eagles, Oct. 13, 1968 (21 of 38).
- 302—Don Meredith vs. Eagles, Nov. 17, 1963 (25 of 33).

*Playoff Game.

Cowboys Big Days (Cont.)

RECEIVING

- 246—Bob Hayes vs. Redskins, Nov. 13, 1966 (9 catches).
- 241—Frank Clarke vs. Redskins, Sept. 16, 1962 (10 catches).
- 223—Lance Rentzel vs. Redskins, Nov. 19, 1967 (13 catches).
- 195—Bob Hayes vs. Giants, Sept. 18, 1966 (6 catches).
- 190—Frank Clarke vs. 49ers, Nov. 10, 1963 (8 catches).
- 187—Bob Hayes vs. Houston, Dec. 20, 1970 (6 catches).
- 177—Bob Hayes vs. Eagles, Oct. 10, 1965 (8 catches).
- 170—Bob Hayes vs. Steelers, Oct. 22, 1967 (7 catches).
- 168—Frank Clarke vs. Giants, Oct. 20, 1963 (4 catches).

The Last Time . . .

Punt Returned for TD

By Cowboys — *Golden Richards, 63 yards, vs. Minnesota, Dec. 30, 1973 (Regular season — Bob Hayes, 63 yards, vs. N. Y. Giants, Dec. 15, 1968).

By Opponent — Ike Hill, Chicago, 59 yards, Sept. 16, 1973.

Kickoff Returned for TD

By Cowboys — Ike Thomas, 101 yards, vs. N. Y. Jets, Dec. 4, 1971.

By Opponent — *Vic Washington, San Francisco, 97 yards, Dec. 23, 1972 (Regular season — Tim Brown, Philadelphia, 90 yards, Nov. 6, 1966. Brown returned earlier kickoff in same game 93 yards for TD).

Intercepted Pass Returned for TD

By Cowboys — Lee Roy Jordan, 31 yards, vs. Cincinnati, Nov. 4, 1973.

By Opponent — *Bobby Bryant, Minnesota, 63 yards, Dec. 30, 1973 (Regular season — Brig Owens, Washington, 26 yards, Oct. 8, 1973).

Fumble Returned for TD

By Cowboys — John Niland, 1 yard, vs. Philadelphia, Nov. 19, 1972.

By Opponent — Skip Vanderbundt, San Francisco, 73 yards, Nov. 23, 1972.

Punt Blocked

By Cowboys — Billy Joe DuPree vs. N. Y. Giants, Oct. 21, 1973 (blocked two).

By Opponent — Bill Malinchak, Washington, Oct. 8, 1973.

Shutout Scored

By Cowboys — Dallas 21, Baltimore 0, Oct. 15, 1972.

By Opponent — St. Louis 38, Dallas 0, Nov. 16, 1970.

PAT Unsuccessful

By Cowboys — Mike Clark vs. Philadelphia, Oct. 28, 1973.

By Opponent — Jim Bakken, St. Louis, Dec. 13, 1972.

*Playoff Game.

Cowboys Honors

COLLEGE ALL-STAR GAME

(Includes only rookies who later played for Cowboys)

- 1960—Fred Doelling, DB, Pennsylvania; Don Meredith, QB, Southern Methodist; Jim Moity, RB, Arkansas; Don Perkins, RB, New Mexico.
1961—Glynn Gregory, HB, Southern Methodist; Bob Lilly, DT, Texas Christian.
1962—None.
1963—Sonny Gibbs, QB, Texas Christian; Lee Roy Jordan, LB, Alabama.
1964—Mel Renfro, DB, Oregon; Perry Lee Dunn, RB, Mississippi.
1965—Bob Hayes, WR, Florida A&M; Craig Morton, QB, California; Ralph Neely, T, Oklahoma; Roger Staubach, QB, Navy; Malcolm Walker, C, Rice; Russell Wayt, LB, Rice.
1966—Walt Garrison, RB, Oklahoma State; John Niland, G, Iowa.
1967—Phil Clark, DB, Northwestern.
1968—Dennis Homan, WR, Alabama; D. D. Lewis, LB, Mississippi State.
1969—Calvin Hill, RB, Yale.
1970—Bob Asher, T, Vanderbilt; Duane Thomas, RB, West Texas State; Charlie Waters, DB, Clemson.
1971—Ike Thomas, DB, Bishop; Bill Gregory, DT, Wisconsin.
1972—John Babinecz, LB, Villanova; Mike Keller, LB, Michigan; Robert Newhouse, RB, Houston.
1973—None.
1974—Ed Jones, DE, Tennessee State.

PRO BOWL

- 1961—Jim Doran, WR (1st appearance).
1962—Dick Bielski, TE (1); Don Perkins, RB (1).
1963—Don Bishop, CB (1); Eddie LeBaron, QB (1); Bob Lilly, DE (1); Don Perkins, RB (2); Jerry Tubbs, LB (1).
1964—Sam Baker, K (1); Lee Folkins, TE (1); Don Perkins, RB (3).
1965—Bob Lilly, DT (2); Mel Renfro, S (1).
1966—Cornell Green, CB (1); Mel Renfro, S (2); Chuck Howley, LB (1); George Andrie, DE (1); Bob Lilly, DT (3); Bob Hayes, WR (1).
1967—George Andrie, DE (2); Cornell Green, CB (2); Bob Hayes, WR (2); Chuck Howley, LB (2); Bob Lilly, DT (4); Dave Manders, C (1); Don Meredith, QB (1); Don Perkins, RB (4); Mel Renfro, S (3).
1968—George Andrie, DE (3); Cornell Green, CB (3); Bob Hayes, WR (3); Chuck Howley, LB (3); Lee Roy Jordan, LB (1); Bob Lilly, DT (5); Ralph Neely, T (1); Don Perkins, RB (5); Mel Renfro, S (4).
1969—George Andrie, DE (4); Chuck Howley, LB (4); Lee Roy Jordan, LB (2); Bob Lilly, DT (6); Don Meredith, QB (2); John Niland, G (1); Don Perkins, RB (6); Mel Renfro, S (5).
1970—George Andrie, DE (5); Calvin Hill, RB (1); Chuck Howley, LB (5); Lee Roy Jordan, LB (3); Bob Lilly, DT (7); Ralph Neely, T (2); John Niland, G (2); Mel Renfro, S (6).
1971—Bob Lilly, DT (8); John Niland, G (3); Mel Renfro, CB (7).
1972—Bob Lilly, DT (9); John Niland, G (4); Mel Renfro, CB (8); Cornell Green, S (4); Rayfield Wright, T (1); Roger Staubach, QB (1); Ron Widby, P (1); Chuck Howley, LB (6); Duane Thomas (1, injured).
1973—Bob Lilly, DT (10, injured); Mel Renfro, CB (9); Cornell Green, S (5); John Niland, G (5); Calvin Hill, RB (2); Rayfield Wright, T, (2); Walt Garrison (1).
1974—Mel Renfro, CB (10); John Niland, G (6); Rayfield Wright, T (3); Bob Lilly, DT (11, injured); Lee Roy Jordan, LB (4, injured); Calvin Hill, RB (3, injured).

ALL-PRO

- 1962—Don Perkins, RB (1), (AP, NEA); Jerry Tubbs, LB (1), (Sporting News).
1963—Chuck Howley, LB (1), (Sporting News).
1964—Frank Clarke, TE-WR (1), (AP); Bob Lilly, DT (1), (AP, UPI, NEA); Jim Ridlon, DB (1), (Sporting News).
1965—Bob Lilly, DT (2), (AP, UPI, NEA, Sporting News); Mel Renfro, S (1), (NEA, Sporting News); Bob Hayes, WR (1), (Sporting News).
1966—Bob Hayes, WR (2), (AP, UPI, NEA, Sporting News); Bob Lilly, DT (3), (AP, UPI, NEA, Sporting News); Chuck Howley, LB (2), (AP, UPI, NEA); Cornell Green, CB (1), (AP, NEA, Sporting News); Dan Reeves, RB (1), (Sporting News); Ralph Neely, T (1), (Sporting News); Lee Roy Jordan, LB (1), (Sporting News).

- 1967—George Andrie, DE (1), (Sporting News); Cornell Green, CB (2), (NEA, UPI, AP, Sporting News); Bob Hayes, WR (3), (Sporting News); Chuck Howley, LB (3), (AP, Sporting News); Bob Lilly, DT (4), (NEA, UPI, AP, Sporting News); Ralph Neely, T (2), (UPI, AP, Sporting News); Mel Renfro, S (2), (Sporting News).
- 1968—Cornell Green, CB (3), (NEA); Bob Hayes, WR (4), (AP); Chuck Howley, LB (4), (AP, NEA); Bob Lilly, DT (5), (AP, UPI, NEA); Ralph Neely, T (3), (AP, UPI, NEA).
- 1969—Cornell Green, CB 4, (UPI); Calvin Hill, RB (1), (AP, UPI); Chuck Howley, LB (5), (AP, UPI, NEA); Bob Lilly, DT (6), (AP, NEA); Ralph Neely, T (4), (AP, UPI, NEA); John Niland, G (1), (AP); Mel Renfro, S (3), (NEA).
- 1970—Chuck Howley, LB (6), (PFWA, AP).
- 1971—Bob Lilly, DT (7), (AP, PFWA, NEA); Mel Renfro, CB (4), (NEA); John Niland, G (2), (AP, PFWA); Rayfield Wright, T 1, (AP, PFWA).
- 1972—Rayfield Wright, T (2), (PFWA, AP, UPI, NEA); John Niland, G (3), (AP); Blaine Nye, G (1), (NEA).
- 1973—Mel Renfro, CB (5), (NEA, PFWA); Rayfield Wright, T (3), (AP, PFWA); Lee Roy Jordan, LB (2), (NEA, PFWA); Calvin Hill, RB (2), (PFWA).

1973 All-NFL Team

(Selected by Associated Press, Newspaper Enterprise Association,
and Professional Football Writers Association)

OFFENSE

Harold Jackson, Los Angeles (AP, NEA, PFWA)	Wide Receiver
Harold Carmichael, Philadelphia (PFWA)	Wide Receiver
John Gilliam, Minnesota (NEA)	Wide Receiver
Paul Warfield, Miami (AP)	Wide Receiver
Charles Young, Philadelphia (AP, PFWA)	Tight End
Riley Odoms, Denver (NEA)	Tight End
RAYFIELD WRIGHT, DALLAS (AP, PFWA)	TACKLE
Ron Yary, Minnesota (AP, PFWA)	Tackle
George Kunz, Atlanta (NEA)	Tackle
Art Shell, Oakland (NEA)	Tackle
Larry Little, Miami (AP, NEA, PFWA)	Guard
Reggie McKenzie, Buffalo (AP, PFWA)	Guard
Joe Scibelli, Los Angeles (NEA)	Guard
Forrest Blue, San Francisco (AP, PFWA)	Center
Bob Johnson, Cincinnati (NEA)	Center
John Hadl, Los Angeles (AP, PFWA)	Quarterback
Fran Tarkenton, Minnesota (NEA)	Quarterback
O. J. Simpson, Buffalo (AP, NEA, PFWA)	Running Back
John Brockington, Green Bay (NEA)	Running Back
Larry Csonka, Miami (AP)	Running Back
CALVIN HILL, DALLAS (PFWA)	RUNNING BACK

DEFENSE

Claude Humphrey, Atlanta (AP, PFWA)	End
Bill Stanfill, Miami (NEA, PFWA)	End
Carl Eller, Minnesota (AP)	End
Alan Page, Minnesota (NEA)	End
Joe Greene, Pittsburgh (AP, NEA, PFWA)	Tackle
Alan Page, Minnesota (AP, PFWA)	Tackle
Mike Reid, Cincinnati (NEA)	Tackle
Chris Hanburger, Washington (AP, NEA)	Outside Linebacker
Isiah Robertson, Los Angeles (AP, PFWA)	Outside Linebacker
Dave Wilcox, San Francisco (NEA, PFWA)	Outside Linebacker
LEE ROY JORDAN, DALLAS (NEA, PFWA)	MIDDLE LINEBACKER
Willie Lanier, Kansas City (AP)	Middle Linebacker
Willie Brown, Oakland (AP, NEA, PFWA)	Cornerback
MEL RENFRO, DALLAS (NEA, PFWA)	CORNERBACK
Robert James, Buffalo (AP)	Cornerback
Dick Anderson, Miami (AP, NEA, PFWA)	Safety
Jake Scott, Miami (AP, PFWA)	Safety
Bill Bradley, Philadelphia (NEA)	Safety
Garo Yepremian, Miami (AP, NEA, PFWA)	Placekicker
Ray Guy, Oakland (NEA, PFWA)	Punter

Cowboys All-Time Results

All-Time Regular Season Record: 108-80-6

Playoff Record: 10-10

*—Designates Home Games

1960 (0-11-1)

Tom Landry, Head Coach

L	*28 Pittsburgh (30,000)	35
L	*25 Philadelphia (18,500)	27
L	14 Washington (21,142)	26
L	* 7 Cleveland (28,500)	48
L	10 St. Louis (23,128)	12
L	* 7 Baltimore (25,500)	45
L	*13 Los Angeles (16,000)	38
L	7 Green Bay (32,294)	41
L	*14 San Francisco (10,000)	26
L	7 Chicago (39,951)	17
T	31 New York (55,033)	31
L	14 Detroit (43,272)	23
	177	369

1961 (4-9-1)

Tom Landry, Head Coach

W	*27 Pittsburgh (23,500)	24
W	*21 Minnesota (20,500)	7
L	7 Cleveland (43,638)	25
W	28 Minnesota (33,070)	0
L	*10 New York (41,500)	31
L	* 7 Philadelphia (25,000)	43
W	17 New York (60,254)	16
L	*17 St. Louis (20,500)	31
L	7 Pittsburgh (17,519)	37
T	*28 Washington (17,500)	28
L	13 Philadelphia (60,127)	35
L	*17 Cleveland (23,500)	38
L	13 St. Louis (15,384)	31
L	24 Washington (21,451)	34
	236	380

1962 (5-8-1)

Tom Landry, Head Coach

T	*35 Washington (15,730)	35
L	*28 Pittsburgh (19,478)	30
W	27 Los Angeles (26,907)	17
L	10 Cleveland (44,040)	19
W	*41 Philadelphia (18,645)	19
W	42 Pittsburgh (23,106)	27
L	*24 St. Louis (16,027)	28
W	38 Washington (49,888)	10
L	*10 New York (45,668)	41
L	*33 Chicago (12,692)	34
L	14 Philadelphia (58,070)	28
W	*45 Cleveland (24,226)	21
L	20 St. Louis (14,102)	52
L	31 New York (62,694)	41
	398	402

1963 (4-10)

Tom Landry, Head Coach

L	* 7 St. Louis (36,432)	34
L	*24 Cleveland (28,710)	41
L	17 Washington (40,101)	21
L	21 Philadelphia (60,671)	24
W	*17 Detroit (27,264)	14
L	21 New York (62,889)	37
L	21 Pittsburgh (19,047)	27
W	*35 Washington (18,838)	20
L	24 San Francisco (29,563)	31
W	*27 Philadelphia (23,694)	20
L	17 Cleveland (55,096)	27
L	*27 New York (29,653)	34
L	*19 Pittsburgh (24,136)	24
W	28 St. Louis (12,695)	24
	305	378

1964 (5-8-1)

Tom Landry, Head Coach

L	* 6 St. Louis (36,605)	16
W	*24 Washington (25,158)	18
L	17 Pittsburgh (35,594)	23
L	6 Cleveland (72,062)	27
T	*13 New York (33,324)	13
L	*16 Cleveland (37,456)	20
W	31 St. Louis (28,253)	13
W	24 Chicago (47,527)	10
W	31 New York (63,031)	21
L	*14 Philadelphia (55,972)	17
L	16 Washington (49,219)	28
L	*21 Green Bay (44,975)	45
L	14 Philadelphia (60,671)	24
W	*17 Pittsburgh (35,271)	14
	250	289

1965 (7-7)

Tom Landry, Head Coach

W	*31 New York (59,366)	2
W	*27 Washington (61,577)	7
L	13 St. Louis (32,034)	20
L	*24 Philadelphia (56,249)	35
L	17 Cleveland (80,451)	23
L	3 Green Bay (48,311)	13
L	13 Pittsburgh (37,804)	22
W	*39 San Francisco (39,677)	31
W	*24 Pittsburgh (57,293)	17
L	*17 Cleveland (76,251)	24
L	31 Washington (50,205)	34
W	21 Philadelphia (54,714)	19
W	*27 St. Louis (38,499)	13
W	38 New York (62,871)	20
	325	280

PLAYOFF BOWL GAME (Miami)

L	3 Baltimore (65,569)	35
---	----------------------	----

1966 (10-3-1)

Tom Landry, Head Coach

W *52 New York (60,010)	7
W *28 Minnesota (64,116)	17
W 47 Atlanta (56,990)	14
W *56 Philadelphia (69,372)	7
T *10 St. Louis (50,673)	10
L 21 Cleveland (84,721)	30
W *52 Pittsburgh (58,453)	21
L 23 Philadelphia (60,658)	24
W 31 Washington (50,927)	30
W 20 Pittsburgh (42,185)	7
W *26 Cleveland (80,259)	14
W *31 St. Louis (76,965)	17
L *31 Washington (64,198)	34
W 17 New York (62,735)	7
445	239

1966 CHAMPIONSHIP GAME

(Dallas)

L 27 Green Bay (75,504)	34
-------------------------------	----

1967 (9-5)

Tom Landry, Head Coach

W 21 Cleveland (81,039)	14
W *38 New York (66,209)	24
L *13 Los Angeles (75,229)	35
W 17 Washington (50,566)	14
W *14 New Orleans (64,128)	10
W 24 Pittsburgh (39,641)	21
L 14 Philadelphia (60,740)	21
W *37 Atlanta (54,751)	7
W 27 New Orleans (83,437)	10
L *20 Washington (75,538)	27
W *46 St. Louis (68,787)	21
L 17 Baltimore (60,238)	23
W *38 Philadelphia (55,834)	17
L 16 San Francisco (27,182)	24
342	268

1967 EASTERN CHAMPIONSHIP

GAME (Dallas)

W 52 Cleveland (70,786)	14
-------------------------------	----

1967 CHAMPIONSHIP GAME

(Green Bay)

L 17 Green Bay (50,861)	21
-------------------------------	----

1968 (12-2)

Tom Landry, Head Coach

W *59 Detroit (61,382)	13
W *28 Cleveland (68,733)	7
W 45 Philadelphia (60,858)	13
W 27 St. Louis (48,296)	10
W *34 Philadelphia (72,083)	14
W 20 Minnesota (47,644)	7
L *17 Green Bay (74,604)	28
W 17 New Orleans (84,728)	3
L *21 New York (72,163)	27
W 44 Washington (50,816)	24
W 34 Chicago (46,667)	3
W *29 Washington (66,076)	20
W *28 Pittsburgh (55,069)	7
W 28 New York (62,617)	10
431	186

1968 EASTERN CHAMPIONSHIP

GAME (Cleveland)

L 20 Cleveland (81,497)	31
-------------------------------	----

PLAYOFF BOWL GAME

(Miami)

W 17 Minnesota (22,961)	13
-------------------------------	----

1969 (11-2-1)

Tom Landry, Head Coach

W *24 St. Louis (62,134)	3
W 21 New Orleans (79,567)	17
W 38 Philadelphia (60,658)	7
W 24 Atlanta (54,833)	17
W *49 Philadelphia (71,509)	14
W *25 New York (58,964)	3
L 10 Cleveland (84,850)	42
W *33 New Orleans (68,282)	17
W 41 Washington (50,474)	28
L 23 Los Angeles (79,105)	24
T *24 San Francisco (62,348)	24
W 10 Pittsburgh (24,990)	7
W *27 Baltimore (63,191)	10
W *20 Washington (56,924)	10
369	223

1969 EASTERN CHAMPIONSHIP

GAME (Dallas)

L 14 Cleveland (69,321)	38
-------------------------------	----

PLAYOFF BOWL GAME (Miami)

L 0 Los Angeles (31,151)	31
--------------------------------	----

1970 (10-4)

Tom Landry, Head Coach

W 17 Philadelphia (59,728)	7
W *28 N.Y. Giants (57,239)	10
L 7 St. Louis (50,780)	20
W *13 Atlanta (53,611)	0
L 13 Minnesota (47,900)	54
W 27 Kansas City (51,158)	16
W *21 Philadelphia (55,736)	17
L 20 N.Y. Giants (62,928)	23
L *0 St. Louis (69,323)	38
W 45 Washington (50,415)	21
W *16 Green Bay (67,182)	3
W *34 Washington (57,936)	0
W 6 Cleveland (75,458)	2
W *52 Houston (50,504)	10
299	221

1970 DIVISIONAL PLAYOFF (Dallas)

W 5 Detroit (73,167)	0
----------------------------	---

1970 NFC CHAMPIONSHIP GAME

(San Francisco)

W 17 San Francisco (59,625)	10
-----------------------------------	----

SUPER BOWL V (Miami)

L 13 Baltimore (80,055)	16
-------------------------------	----

1971 (11-3)

Tom Landry, Head Coach

W 49 Buffalo (46,206)	37
W 42 Philadelphia (65,358)	7
L *16 Washington (72,000)	20
W *20 N. Y. Giants (68,378)	13
L 14 New Orleans (83,088)	24
W *44 New England (65,708)	21
L 19 Chicago (55,049)	23
W 16 St. Louis (50,486)	13
W *20 Philadelphia (60,178)	7
W 13 Washington (53,041)	0
W *28 Los Angeles (66,595)	21
W *52 N. Y. Jets (66,689)	10
W 42 N. Y. Giants (62,815)	14
W *31 St. Louis (66,672)	12
406	222

1971 DIVISIONAL PLAYOFF

(Minnesota)

W 20 Minnesota (49,100)	12
-------------------------------	----

1971 NFC CHAMPIONSHIP GAME

(Dallas)

W 14 San Francisco (66,311)	3
-----------------------------------	---

SUPER BOWL VI (New Orleans)

W 24 Miami (81,035)	3
---------------------------	---

1972 (10-4)

Tom Landry, Head Coach	
W *28 Philadelphia (55,850)	6
W 23 N. Y. Giants (62,725)	14
L 13 Green Bay (47,103)	16
W *17 Pittsburgh (65,682)	13
W 21 Baltimore (58,992)	0
L 20 Washington (53,039)	24
W *28 Detroit (65,378)	24
W 34 San Diego (54,476)	28
W *33 St. Louis (65,218)	24
W 28 Philadelphia (65,720)	7
L *10 San Francisco (65,124)	31
W 27 St. Louis (49,797)	6
W *34 Washington (65,136)	24
L * 3 N. Y. Giants (64,602)	23
319	240

1972 DIVISIONAL PLAYOFF

(San Francisco)

W 30 San Francisco (61,214)	28
-----------------------------------	----

1972 NFC CHAMPIONSHIP GAME

(Washington)

L 3 Washington (53,129)	26
-------------------------------	----

1973 (10-4)

Tom Landry, Head Coach	
W 20 Chicago (55,701)	17
W *40 New Orleans (53,972)	3
W *45 St. Louis (64,815)	10
L 7 Washington (54,314)	14
L 31 Los Angeles (81,428)	37
W *45 N. Y. Giants (64,898)	28
L 16 Philadelphia (65,954)	30
W *38 Cincinnati (58,802)	10
W 23 N. Y. Giants (70,128)	10
W *31 Philadelphia (61,985)	10
L * 7 Miami (64,100)	14
W 22 Denver (51,706)	10
W *27 Washington (64,458)	7
W 30 St. Louis (43,946)	3
382	203

1973 DIVISIONAL PLAYOFF

(Dallas)

W 27 Los Angeles (64,291)	16
---------------------------------	----

1973 AFC CHAMPIONSHIP GAME

(Dallas)

L 10 Minnesota (64,524)	27
-------------------------------	----

NFL Final Standings - 1973

NFC

EASTERN DIVISION

	W	L	T	Pct.	Pts.	OP
COWBOYS	10	4	0	.714	382	203
*Redskins	10	4	0	.714	325	198
Eagles	5	8	1	.393	310	393
Cardinals	4	9	1	.321	286	365
Giants	2	11	1	.179	226	362

CENTRAL DIVISION

	W	L	T	Pct.	Pts.	OP
Vikings	12	2	0	.857	296	168
Lions	6	7	1	.464	271	247
Packers	5	7	2	.429	202	259
Bears	3	11	0	.214	195	334

WESTERN DIVISION

	W	L	T	Pct.	Pts.	OP
Rams	12	2	0	.857	388	178
Falcons	9	5	0	.643	318	224
Saints	5	9	0	.357	163	312
49ers	5	9	0	.357	262	319

*Wild Card Qualifier for Playoffs.

DIVISIONAL PLAYOFFS

COWBOYS 27, Rams 16
Vikings 27, Redskins 20

NFC CHAMPIONSHIP

Vikings 27, COWBOYS 10

AFC

EASTERN DIVISION

	W	L	T	Pct.	Pts.	OP
Dolphins	12	2	0	.857	343	150
Bills	9	5	0	.643	259	230
Patriots	5	9	0	.357	258	300
Colts	4	10	0	.286	226	341
Jets	4	10	0	.286	240	306

CENTRAL DIVISION

	W	L	T	Pct.	Pts.	OP
Bengals	10	4	0	.714	286	231
*Steelers	10	4	0	.714	347	210
Browns	7	5	2	.571	234	255
Oilers	1	13	0	.071	199	447

WESTERN DIVISION

	W	L	T	Pct.	Pts.	OP
Raiders	9	4	1	.679	292	175
Broncos	7	5	2	.571	354	296
Chiefs	7	5	2	.571	231	192
Chargers	2	11	1	.179	188	386

*Wild Card Qualifier for Playoffs.

DIVISIONAL PLAYOFFS

Raiders 33, Steelers 14
Dolphins 34, Bengals 16

AFC CHAMPIONSHIP

Dolphins 27, Raiders 10

SUPER BOWL VIII

Dolphins 24, Vikings 7

AFC-NFC PRO BOWL

AFC 15, NFC 13

Cowboys All-Time Pre-Season Results

DAL.	1960 (1-5)	OPP.
10	San Francisco (22,000) @ Seattle	16
13	St. Louis (14,000) @ San Antonio	20
10	Baltimore (40,000) @ Dallas	14
14	New York (10,663) @ Louisville	3
14	Los Angeles (13,500) @ Pendleton	49
23	Green Bay (20,121) @ Minn.	28

	1961 (2-3)	
38	Minnesota (4,954) @ Sioux Falls	13
7	Green Bay (30,000) @ Dallas	30
10	N. Y. (21,500) @ Albuquerque	28
35	Baltimore (19,000) @ Norman	24
10	S. F. (22,130) @ Sacramento	24

	1962 (0-5)	
7	Green Bay (54,500) @ Dallas	31
24	Detroit (77,683) @ Cleveland	35
10	Baltimore (14,000) @ Roanoke	24
7	S. F. (20,000) @ Sacramento	26
26	Minnesota (12,500) @ Atlanta	45

	1963 (3-2)	
17	Los Angeles (70,675) @ L. A.	14
10	Green Bay (53,121) @ Dallas	31
17	Los Angeles (29,349) @ Portland	20
37	S. F. (9,927) @ Bakersfield	24
27	Detroit (51,218) @ New Orleans	17

	1964 (1-4)	
6	Los Angeles (57,450) @ L. A.	17
34	S. F. (24,679) @ Portland	23
16	Los Angeles (30,565) @ Portland	25
3	Green Bay (60,057) @ Dallas	35
6	Chicago (35,000) @ New Orleans	21

	1965 (2-3)	
0	Los Angeles (31,579) @ L. A.	9
7	San Francisco (24,837) @ Portland	27
21	Green Bay (67,954) @ Dallas	12
17	Minn. (41,500) @ Birmingham	57
34	Chicago (33,525) @ Tulsa	21

	1966 (5-0)	
24	San Francisco (28,899) @ S. F.	13
20	Los Angeles (44,217) @ L. A.	10
21	Green Bay (75,504) @ Dallas	3
20	Detroit (31,250) @ Tulsa	10
28	Minnesota (58,316) @ Dallas	24

DAL.	1967 (2-3)	OPP.
6	Los Angeles (57,595) @ L. A.	20
30	San Francisco (31,212) @ S. F.	24
3	Green Bay (78,087) @ Dallas	20
30	Houston (53,125) @ Houston	17
7	Baltimore (58,492) @ Dallas	33

	1968 (3-3)	
24	Chicago (14,578) @ Canton	30
16	San Francisco (27,530) @ S. F.	14
42	Los Angeles (64,978) @ L. A.	10
27	Green Bay (72,014) @ Dallas	31
33	Houston (52,289) @ Houston	19
10	Baltimore (69,520) @ Dallas	16

	1969 (4-2)	
17	Los Angeles (87,381) @ L. A.	24
20	San Francisco (33,894) @ S. F.	17
31	Green Bay (73,764) @ Dallas	13
14	Houston (55,310) @ Houston	11
25	N. Y. Jets (74,771) @ Dallas	9
7	Baltimore (58,975) @ Dallas	23

	1970 (1-5)	
20	San Diego (39,392) @ San Diego	10
10	Los Angeles (64,646) @ L. A.	17
34	Green Bay (72,389) @ Dallas	35
21	Houston (46,548) @ Houston	37
0	Kansas City (69,055) @ Dallas	13
21	New York Jets (55,297) @ Dallas	29

	1971 (6-0)	
45	Los Angeles (87,187) @ L. A.	21
36	New Orleans (73,560) @ Dallas	21
16	Cleveland (69,099) @ Dallas	15
28	Houston (49,078) @ Houston	20
27	Baltimore (22,291) @ Baltimore	14
24	Kansas City (74,035) @ Dallas	17

	1972 (6-1)	
20	College All-Stars (54,162) @ Chi.	7
26	Houston (65,405) @ Dallas	24
27	Los Angeles (66,051) @ L. A.	13
30	New Orleans (81,070) @ N. O.	7
34	N. Y. Jets (65,386) @ Dallas	27
10	Kansas City (79,592) @ K. C.	20
16	Oakland (62,607) @ Dallas	10

	1973 (4-2)	
24	Los Angeles (75,461) @ L. A.	7
26	Oakland (53,723) @ Oakland	27
24	New Orleans (61,022) @ Dallas	14
24	Houston (46,942) @ Houston	27
27	Kansas City (57,468) @ Dallas	16
26	Miami (61,378) @ Dallas	23

Historical Highlights

1960

NFL FRANCHISE—Clint Murchison, Jr., and Bedford Wynne were awarded an expansion franchise in the NFL at the annual league meeting in Miami Beach, Fla. The Cowboys were to play as a "swing" team, playing every other team one time during their first season, although listed in the Western Conference standings (January 28).

COWBOYS STOCKED—A player pool was set up in a league meeting at L.A., with each of 12 NFL teams freezing 25 names on its roster and the Cowboys allowed to pick three from each team for a total of 36 veterans. Dallas, once given the list, had to select its 36 players within 24 hours (March 13).

TRAINING STARTS—Rookies report to first Cowboys camp at Pacific U., in Forest Grove, Oregon (July 9).

FIRST PRE-SEASON GAME—The Cowboys, less than six months in existence, get their first test and drop a 10-16 pre-season game to San Francisco in Seattle (August 6).

FIRST HOME GAME—In their Dallas debut, in the Salesmanship Club pre-season game, the Cowboys led the World Champion Baltimore Colts into the final minute before a 71-yard pass from Johnny Unitas to Lenny Moore gave the Colts a 14-10 victory (August 19).

FIRST VICTORY—In a pre-season game at Louisville, Ky., the Cowboys beat New York's Giants, 14-3, with Frank Clarke catching touchdown passes of 73 yards (Eddie LeBaron) and 74 yards (Don Meredith). (August 27).

FIRST LEAGUE GAME—In their first league game, Dallas fell to Pittsburgh, 35-28, with Bobby Layne leading a fourth period Steeler rally (Sept. 24, Saturday night).

STREAK SNAPPED—Dallas snaps a 10-game loss streak by tying New York, 31-31, at Yankee Stadium (Dec. 4).

1961

TRAINING STARTS—Rookies launch training at new campsite—St. Olaf College in Northfield, Minn. (July 9).

FIRST LEAGUE WIN—Scoring ten points in the final 56 seconds, the Cowboys score their first NFL victory, 27-24, over Pittsburgh in the '61 league opener in the Cotton Bowl. Allen Green's 27-yard field goal on the game's final play won it before 23,500 (Sept. 17).



LeBARON



CLARKE



HOWTON



PERKINS

1962

TRAINING STARTS — Team begins training at new campsite — Northern Michigan College in Marquette, Mich. (July 13).

PENALTY HISTORY — For the first time in anyone's memory in an NFL game, points were awarded for a penalty. The Cowboys were detected holding in the end zone on a 99-TD pass from LeBaron to Clarke, and Pittsburgh was awarded a safety. The Steelers eventually won, 30-28 (Sept. 23).

100-YARD FIRSTS — Cowboys Amos Marsh returned a kickoff 101 yards and Mike Gaechter returned a pass interception 100 yards, both plays for fourth quarter TD's in a 41-19 win over Philadelphia in Dallas. It was the first time in NFL history that two 100-yard runs had been made in the same game, much less by the same team in the same quarter (Oct. 14).

1963

SHIFT TO KANSAS CITY — The rival Dallas Texans of the AFL announce they are moving the franchise to Kansas City (Feb. 8).

CALIFORNIA TRAINING SITE — The Cowboys open training at California Lutheran College in Thousand Oaks, Calif. (July 12).

HOWTON SETS RECORD — Bill Howton broke Don Hutson's all-time receiving mark with a 14-yard catch against Washington (there). Hutson's record was 7,991 yards and the catch gave Howton an even 8,000 yards (Sept. 29).

1964

LANDRY CONTRACT — With one year to go on his original contract, Tom Landry is signed to a ten-year extension, in effect giving him an 11-year pact, possibly the longest in major pro sports history (Feb. 5).

1965

FIRST SELLOUT — An overflow crowd of 76,251 jams the Cotton Bowl for the Cleveland game, notching the team's first home sellout. Cleveland won, 24-17 (Nov. 21).

1966

PLAYOFF BOWL — After defeating New York, 38-20, in the season finale (and winning five of their last seven games) to get into the Playoff Bowl at Miami, the Cowboys fall to Baltimore, 35-3 (Jan. 15).

MERGER — Peace comes to pro football with Cowboys GM Tex Schramm completing two months of negotiations with AFL's Lamar Hunt, merging the two leagues under the NFL banner (June 8).

SCHRAMM ELEVATED — Texas E. Schramm, Vice-President and General Manager of the Cowboys from the beginning, was named President of the club by owner Clint Murchison, Jr., who retained the title of Chairman of the Board.

NEELY CASE SOLVED — Dallas and Houston reached agreement in the Ralph Neely case. Neely remained with Dallas with Houston receiving the Cowboys Nos. 1, 2 and two fifth place picks in the 1967 draft (Nov. 17).

THE CHAMPIONSHIP — The Cowboys won their first championship,

capturing the Eastern Conference title with a 10-3-1 record, but lost the NFL Championship Game to Green Bay, 34-27.

1967

TEXAS STADIUM — On Dec. 23, owner Clint Murchison, Jr., formally announced plans to build Texas Stadium in suburban Irving. The stadium, to be financed through a bond-option plan, would be ready for the 1970 season. The stadium would seat a minimum of 58,000.

SECOND CHAMPIONSHIP — Under the NFL's new format, the Cowboys easily won the Capitol Division and defeated Cleveland, Century Division winner, 52-14, in the Cotton Bowl for the Eastern conference championship. However, on Dec. 31 in Green Bay, the Cowboys lost their second bid for an NFL title, falling to the Packers, 21-17, in the 13 degree below weather.

1968

WIN CAPITOL — For the second straight year the Cowboys won the Capitol Division, but for the first time in three years the Cowboys did not win the Eastern Championship, being upset at Cleveland, 31-20, on December 21st. Dallas won the Runner-Up Bowl over Minnesota, 17-13.

1969

TEXAS STADIUM — Ground was broken for Texas Stadium in suburban Irving on January 25, and on June 29 Bert Rose was named general manager of the stadium.

ORIGINALS RETIRE — An era ended for the Cowboys in July. On July 5th at a press conference in Dallas, quarterback Don Meredith, the last of the original Cowboys, announced his retirement. Then, on July 18th, the day the veterans were to report to training camp, all-time rushing great Don Perkins officially retired.

REPEAT CAPITOL WINS — Once again the Cowboys rolled to the Capitol Division Championship with an 11-2-1 season. However, the Cowboys failed to win the Eastern Championship when on Dec. 28, the Cowboys lost to Cleveland, 38-14, in the Cotton Bowl.

1970

FIVE STRAIGHT PLAYOFFS — The Cowboys won their last five games to finish 10-4, claim the Eastern Division championship and make the playoffs for the fifth year in a row. They defeated Detroit, 5-0, in the opening round to get a shot at the National Conference championship.

FIRST NFC TITLE — The Cowboys captured the biggest prize of their 11-year history on Jan. 3 when they downed San Francisco, 17-10, for the NFC crown. A 16-13 loss to Baltimore in the Super Bowl Jan. 17 left Dallas with one major goal still unrealized.

1971

TEXAS STADIUM — The Cowboys opened a new era in their sparkling Irving, Tex., home with a 44-21 victory over the New England Patriots on October 24. Duane Thomas scored the first touchdown in the new stadium, a 56-yard run just two minutes and 16 seconds after the opening kickoff. Attendance was 65,708.

SIX STRAIGHT PLAYOFFS — The Cowboys won their last seven games to finish 11-3, claim the Eastern Division championship and



DALLAS 24, MIAMI 3 IN SUPER BOWL VI

make the playoffs for the sixth year in a row. They defeated Minnesota, 20-12, in the opening round.

SECOND NFC TITLE — For the second consecutive year, the Cowboys met the San Francisco 49ers in the National Conference showdown. This time Dallas won, 14-3, to qualify for its second straight Super Bowl.

FIRST WORLD CHAMPIONSHIP — The Cowboys downed the Miami Dolphins, 24-3, to win Super Bowl VI in New Orleans on Jan. 16. It was the 10th victory in a row for Dallas as Roger Staubach passed for two touchdowns and was named the game's Most Valuable Player.

1972

FIRST 1,000-YARD BACK — Calvin Hill became the first Dallas player to rush for 1,000 yards when he gained 111 on Dec. 9 against the Washington Redskins in Texas Stadium. Hill wound up with 1,036 yards for the season on a record 245 carries.

SEVEN STRAIGHT PLAYOFFS — The Cowboys qualified for the NFL playoffs a record seventh consecutive year, their 10-4 record earning them the National Conference Wild Card berth. Roger Staubach passed for two touchdowns in the last 1½ minutes to give the Cowboys a 30-28 victory at San Francisco in the first round. Then, at Washington on New Year's Eve, Dallas was foiled in its bid for a third straight NFC title when the Redskins won, 26-3.

1973

100 VICTORIES — The Cowboys and Coach Tom Landry recorded their 100th victory with a 40-3 Texas Stadium win over the New Orleans Saints on Sept. 24. Landry, the only head coach the Cowboys have had, ended the season with a career mark of 108-80-6 to rank ninth on the list of the NFL's all-time winningest coaches.

EIGHT STRAIGHT PLAYOFFS — The Cowboys regained the NFC Eastern Division title and broke their own NFL record by reaching the playoffs for the eighth year in a row. Dallas defeated Western Division champion Los Angeles in the first round, 27-16, but fell to Central Division winner Minnesota in the NFC Championship Game, 27-10.

1974 Halftime Activities

AUGUST 17 . . . Houston Game

Dallas Bryan Adams High School Band and Belles.

AUGUST 31 . . . Kansas City Game

Irving MacArthur High School Band and Drill Team.

SEPTEMBER 5 . . . Pittsburgh Game

Tyler Junior College Apache Band and Apache Belles.

SEPTEMBER 29 . . . N. Y. Giants Game

Southwestern, Okla., State College Bulldog Marching Band.

OCTOBER 6 . . . Minnesota Game

U.S. Marine Corps Drum and Bugle Corps and Silent Drill Team,
Marine Barracks, Washington, D.C.

OCTOBER 20 . . . Philadelphia Game

Lamar University Band.

NOVEMBER 3 . . . St. Louis Game

Grambling College Marching Tiger Band.

NOVEMBER 10 . . . San Francisco Game


Ford Motor Co. Punt, Pass and Kick competition.

NOVEMBER 28 . . . Washington Game

Traditional Cowboys Thanksgiving Show, Temple High School
Band and Pepperettes, Dallas Civic Chorus.

DECEMBER 7 . . . Cleveland Game

Monahans High School "Big Green" Band.



SUPER BOWLS

- 1966—PACKERS 35, Chiefs 10
1967—PACKERS 33, Raiders 14
1968—JETS 16, Colts 7
1969—CHIEFS 23, Vikings 7
1970—COLTS 16, Cowboys 13
1971—COWBOYS 24, Dolphins 3
1972—DOLPHINS 14, Redskins 7
1973—DOLPHINS 24, Vikings 7

CHAMPIONSHIP PLAYOFFS

- 1933—BEARS 23, Giants 21
1934—GIANTS 30, Bears 13
1935—LIONS 26, Giants 7
1936—PACKERS 21, Boston Redskins 6
1937—WASH. REDSKINS 28, Bears 21
1938—GIANTS 23, Packers 17
1939—PACKERS 27, Giants 0
1940—BEARS 73, Redskins 0
1941—BEARS 37, Giants 9
1942—REDSKINS 14, Bears 6
1943—BEARS 41, Redskins 21
1944—PACKERS 14, Giants 7
1945—CLEVE. RAMS 15, Redskins 14
1946—BEARS 24, Giants 14
1947—CARDS 28, Eagles 21
1948—EAGLES 7, Cards 0
1949—EAGLES 14, L. A. Rams 0
1950—BROWNS 30, Rams 28
1951—RAMS 24, Browns 17
1952—LIONS 17, Browns 7
1953—LIONS 17, Browns 16
1954—BROWNS 56, Lions 10
1955—BROWNS 38, Rams 14
1956—GIANTS 47, Bears 7
1957—LIONS 59, Browns 14
1958—COLTS 23, Giants 17
1959—COLTS 31, Giants 16
1960—EAGLES 17, Packers 13
1961—PACKERS 37, Giants 0
1962—PACKERS 16, Giants 7
1963—BEARS 14, Giants 10
1964—BROWNS 27, Colts 0
1965—PACKERS 23, Browns 12
1966—PACKERS 34, Cowboys 27
1967—PACKERS 21, Cowboys 17
1968—COLTS 34, Browns 0
1969—VIKINGS 27, Browns 7
1970—COWBOYS 17, 49ers 10 (NFC)
COLTS 27, Raiders 17 (AFC)
1971—COWBOYS 14, 49ers 3 (NFC)
DOLPHINS 21, Colts 0 (AFC)
1972—REDSKINS 26, Cowboys 3 (NFC)
DOLPHINS 21, Steelers 17 (AFC)
1973—VIKINGS 27, Cowboys 10 (NFC)
DOLPHINS 27, Raiders 10 (AFC)

DIVISIONAL PLAYOFFS

- 1970—COWBOYS 5, Lions 0 (NFC)
49ERS 17, Vikings 14 (NFC)
COLTS 17, Bengals 0 (AFC)
RAIDERS 21, Dolphins 14 (AFC)
1971—COWBOYS 20, Vikings 12 (NFC)
49ERS 24, Redskins 20 (NFC)
DOLPHINS 27, Chiefs 24 (AFC)
COLTS 20, Browns 3 (AFC)
1972—COWBOYS 30, 49ers 28 (NFC)
REDSKINS 16, Packers 3 (NFC)
DOLPHINS 20, Browns 14 (AFC)
STEELERS 13, Raiders 7 (AFC)
1973—COWBOYS 27, Rams 16 (NFC)
VIKINGS 27, Redskins 20 (NFC)
DOLPHINS 34, Bengals 16 (AFC)
RAIDERS 33, Steelers 14 (AFC)

PRO BOWLS

- 1951—AMERICAN 28, National 27
1952—NATIONAL 39, American 13
1953—NATIONAL 27, American 7
1954—EASTERN 20, Western 9
1955—WESTERN 26, Eastern 19
1956—EASTERN 31, Western 30
1957—WESTERN 19, Eastern 10
1958—WESTERN 26, Eastern 7
1959—EASTERN 28, Western 21
1960—WESTERN 38, Eastern 21
1961—WESTERN 35, Eastern 31
1962—WESTERN 31, Eastern 30
1963—EASTERN 30, Western 20
1964—WESTERN 31, Eastern 17
1965—WESTERN 34, Eastern 14
1966—EASTERN 36, Western 7
1967—EASTERN 20, Western 10
1968—WESTERN 38, Eastern 20
1969—WESTERN 10, Eastern 7
1970—WESTERN 16, Eastern 13
1971—NFC 27, AFC 6
1972—AFC 26, NFC 13
1973—AFC 33, NFC 28
1974—AFC 15, NFC 13

ALL-STAR GAMES

- 1934—CHICAGO BEARS 0, All-Stars 0
1935—CHICAGO BEARS 5, All-Stars 0
1936—DETROIT 7, All-Stars 7
1937—ALL-STARS 6, Green Bay 0
1938—ALL-STARS 28, Washington 16
1939—N. Y. GIANTS 9, All-Stars 0
1940—GREEN BAY 45, All-Stars 28
1941—CHICAGO BEARS 37, All-Stars 13
1942—CHICAGO BEARS 21, All-Stars 0
1943—ALL-STARS 27, Washington 7
1944—CHICAGO BEARS 24, All-Stars 21
1945—GREEN BAY 19, All-Stars 7
1946—ALL-STARS 16, Los Angeles 0
1947—ALL-STARS 16, Chicago Bears 0
1948—CHICAGO CARDS 28, All-Stars 0
1949—PHILADELPHIA 38, All-Stars 0
1950—ALL-STARS 17, Philadelphia 7
1951—CLEVELAND 33, All-Stars 0
1952—LOS ANGELES 10, All-Stars 7
1953—DETROIT 24, All-Stars 10
1954—DETROIT 31, All-Stars 6
1955—ALL-STARS 30, Cleveland 27
1956—CLEVELAND 26, All-Stars 0
1957—NEW YORK 22, All-Stars 12
1958—ALL-STARS 35, Detroit 19
1959—BALTIMORE 29, All-Stars 0
1960—BALTIMORE 33, All-Stars 7
1961—PHILADELPHIA 28, All-Stars 14
1962—GREEN BAY 42, All-Stars 20
1963—ALL-STARS 21, Green Bay 17
1964—CHICAGO 28, All-Stars 17
1965—CLEVELAND 24, All-Stars 16
1966—GREEN BAY 38, All-Stars 0
1967—GREEN BAY 27, All-Stars 0
1968—GREEN BAY 34, All-Stars 17
1969—N. Y. JETS 26, All-Stars 24
1970—KANSAS CITY 24, All-Stars 3
1971—BALTIMORE 24, All-Stars 17
1972—DALLAS 20, All-Stars 7
1973—MIAMI 14, All-Stars 3

1973 NFL Leaders

RUSHING

Player, Team—	Att.	Yds.	Avg.	Lg.	TD
1. O. J. Simpson, Buffalo	332	2,003	6.0	80+	12
2. John Brockington, Green Bay	265	1,144	4.3	53	3
3. CALVIN HILL, DALLAS	273	1,142	4.2	21	6
4. Lawrence McCutcheon, Los Angeles	210	1,097	5.2	37	2
5. Larry Csonka, Miami	219	1,003	4.6	25	5
6. Essex Johnson, Cincinnati	195	997	5.1	46	4
7. Dave Hampton, Atlanta	263	997	3.8	25	4
8. Boobie Clark, Cincinnati	254	988	3.9	26	8
9. Floyd Little, Denver	256	979	3.8	47	12
10. Tom Sullivan, Philadelphia	217	968	4.5	37	4

PASSING

Player, Team—	Att.	Comp.	Pct.	Yds.	TD	Int.	Rating
1. ROGER STAUBACH, DALLAS	286	179	62.6	2,428	23	15	94.6
2. Fran Tarkenton, Minnesota	274	169	61.7	2,113	15	7	93.1
3. Ken Stabler, Oakland	260	163	62.7	1,997	14	10	88.5
4. John Hadl, Los Angeles	258	135	52.3	2,008	22	11	88.5
5. Roman Gabriel, Philadelphia	460	270	58.7	3,219	23	12	86.0
6. Bob Griese, Miami	218	116	53.2	1,422	17	8	84.2
7. Ken Anderson, Cincinnati	329	179	54.4	2,428	18	12	81.5
8. Bill Kilmer, Washington	227	122	53.7	1,656	14	9	81.3
9. Jim Hart, St. Louis	320	178	55.6	2,223	15	10	80.1
10. Bob Lee, Atlanta	230	120	52.2	1,786	10	8	77.7

RECEIVING

Player, Team—	No.	Yds.	Avg.	Lg.	TD
1. Harold Carmichael, Philadelphia	67	1,116	16.7	73	9
2. Charley Taylor, Washington	59	801	13.6	53	7
3. Fred Willis, Houston	57	371	6.5	50	1
4. Charles Young, Philadelphia	55	854	15.5	80+	6
4. Ed Podolak, Kansas City	55	445	8.1	25	0
6. Reggie Rucker, New England	53	743	14.0	64	3
7. Bob Tucker, N. Y. Giants	50	681	13.6	33	5
7. Tom Sullivan, Philadelphia	50	322	6.4	29	1
9. Fred Biletnikoff, Oakland	48	660	13.8	32	4
10. Ted Kwalick, San Francisco	47	729	15.5	48	5
36. (tie) CALVIN HILL, DALLAS	32	290	9.1	29	0

SCORING

Player, Team—	TD	PAT	FG	Tot.
1. David Ray, Los Angeles	0	40-42	30-47	130
2. Roy Gerela, Pittsburgh	0	36-37	29-43	123
3. Garo Yepremian, Miami	0	38-38	25-37	113
4. Nick Mike-Mayer, Atlanta	0	34-34	26-38	112
5. Tom Dempsey, Philadelphia	0	34-34	24-40	106
5. Jim Turner, Denver	0	40-40	22-33	106
7. Bruce Gossett, San Francisco	0	26-26	26-33	104
8. Curt Knight, Washington	0	37-37	22-42	103
9. Jim Bakken, St. Louis	0	31-31	23-32	100
9. George Blanda, Oakland	0	31-31	23-33	100
11. TONI FRITSCH, DALLAS	0	43-43	18-28	97

PUNTING

Player, Team—	No.	Avg.	Lg.	Had Blocked
1. Jerrel Wilson, Kansas City	80	45.5	68	1
2. Ray Guy, Oakland	69	45.3	72	0
3. Bill Van Heusen, Denver	69	45.1	78	0
4. Tom Wittum, San Francisco	79	43.7	62	0
5. Herman Weaver, Detroit	54	43.2	66	1
6. Ron Widby, Green Bay	56	43.1	60	0
7. John James, Atlanta	63	42.6	72	0
8. Larry Seiple, Miami	48	42.3	57	0
9. Tom Blanchard, N. Y. Giants	56	41.9	62	1
10. Steve O'Neal, New Orleans	81	41.7	71	0
11. MARY BATEMAN, DALLAS	55	41.6	62	2

INTERCEPTIONS

Player, Team—	No.	Yds.	Avg.	Lg.	TD
1. Dick Anderson, Miami	8	163	20.4	38†	2
1. Mike Wagner, Pittsburgh	8	134	16.8	38	0
3. Bob Bryant, Minnesota	7	105	15.0	46†	1
4. LEE ROY JORDAN, DALLAS	6	78	13.0	31†	1
4. Glen Edwards, Pittsburgh	6	186	31.0	86†	1
4. John Rowser, Pittsburgh	6	131	21.8	71†	1
4. Ray Brown, Atlanta	6	99	16.5	24	0
4. Ron Bolton, New England	6	65	10.8	56	0
4. Ken Houston, Washington	6	32	5.3	22	0
4. Bruce Taylor, San Francisco	6	30	5.0	22	0

PUNT RETURNS

Player, Team—	No.	FC	Yds.	Avg.	Lg.	TD
1. Bruce Taylor, San Francisco	15	6	207	13.8	61	0
2. Ron Smith, San Diego	27	5	352	13.0	84†	2
3. Bill Thompson, Denver	30	6	366	12.2	53	0
4. Jake Scott, Miami	22	16	266	12.1	33	0
5. Greg Pruitt, Cleveland	16	3	180	11.3	46	0
6. Mack Herron, New England	27	8	282	10.4	54	0
7. Howard Stevens, New Orleans ..	17	15	171	10.1	37	0
8. Jim Bertelsen, Los Angeles	26	10	259	10.0	34	0
9. Glen Edwards, Pittsburgh	34	5	336	9.9	44	0
10. Ray Brown, Atlanta	40	11	360	9.0	57	0
23. GOLDEN RICHARDS, DALLAS	21	18	139	6.6	46	0

KICKOFF RETURNS

Player, Team—	No.	Yds.	Avg.	Lg.	TD
1. Carl Garrett, Chicago	16	486	30.4	67	0
2. Wallace Francis, Buffalo	23	687	29.9	101†	2
3. Cotton Speyrer, Baltimore	17	496	29.2	101†	1
4. Greg Pruitt, Cleveland	16	453	28.3	54	0
5. Herb Mul-Key, Washington	36	1,011	28.1	97†	1
6. Larry Marshall, Kansas City	14	391	27.9	38	0
7. Don Shy, St. Louis	16	445	27.8	97†	1
8. Steve Davis, Pittsburgh	15	404	26.9	48	0
9. Bob Gresham, Houston	27	723	26.8	103†	1
10. Mack Herron, New England	41	1,092	26.6	92†	1
* MIKE MONTGOMERY, DALLAS	6	175	29.2	63	0

*Minimum 14 returns needed to qualify.



Texas Stadium Fact Sheet

GROUND BREAKING..... January 25, 1969

GRAND OPENING..... October 24, 1971
(Cowboys 44, New England 21)

APPROXIMATE COST..... \$29,500,000

STADIUM AREA..... 10 Acres

STADIUM LENGTH..... 792 Feet

STADIUM WIDTH..... 633 Feet

HEIGHT

Concourse to Top..... 117 Feet

Field to Top..... 208 Feet

STEEL USED..... 2,600 Tons

CONCRETE USED..... 50,000 Cu. Yds.

BOWL EXCAVATION..... 250,000 Cu. Yds.

CAPACITY..... 65,101

Lower Level..... 34,398

Upper Level..... 28,399

Suite Levels..... 2,314

NUMBER OF ROWS

Lower Level..... 45 Rows

Upper Level..... 26 Rows

NUMBER OF CIRCLE SUITES..... 178

AVG. WIDTH OF SECTIONS..... 22 Seats

ROOF

Material..... 22 Gauge Steel

Area..... $7\frac{3}{4}$ Acres

Size of Opening..... $2\frac{1}{4}$ Acres

TOTAL NO. OF REST ROOMS..... 86

PAVED PARKING..... 130 Acres

PARKING CAPACITY (approximate)

Cars..... 15,000

Busses..... 500

FOOD SERVICE LOCATIONS..... 84

Lower Level..... 24

Upper Level..... 28

Suite Levels..... 8

Specialty Stands..... 16

Vendor Commissaries..... 8

DRINKING FOUNTAINS..... 115

ESCALATORS

Serving Upper Level..... 4

Serving Suite Levels..... 2

BUTTRESSES

170 feet tall; 90 feet below the ground, 80 feet above the ground.

PUBLIC ADDRESS SYSTEM. 565 Speakers

LIGHTING

Forty 20,000 watt Zenon lights plus 448 multi-vapor units for a total of 1,433,000 watts.

SEATS

Molded plastic with armrests. 22 inches wide. First row 7 feet above the field at 50-yard line, 12 feet above at end zone.

TURF

Tartan. Approximately 91,000 square feet of turf with 10-foot wide track of material between the edge of field and the wall.

SUNDAY, NOV. 10 (Ninth Week)

Atlanta at Los Angeles	1:00
Chicago vs. Green Bay at Mil.	1:00
Cleveland at New England	1:00
Denver at Baltimore	2:00
Detroit at Oakland	1:00
Houston at Buffalo	1:00
Miami at New Orleans	1:00
New York Jets at New York Giants	1:00
Pittsburgh at Cincinnati	4:00
San Diego at Kansas City	1:00
San Francisco at Dallas	1:00
Washington at Philadelphia	1:00

MONDAY, NOV. 11

Minnesota at St. Louis	8:00
------------------------	------

SUNDAY, NOV. 17 (Tenth Week)

Baltimore at Atlanta	1:00
Buffalo at Miami	1:00
Cincinnati at Houston	1:00
Dallas at Washington	4:00
Green Bay at Minnesota	1:00
Los Angeles at New Orleans	1:00
New York Giants at Detroit	1:00
New York Jets at New England	1:00
Oakland at San Diego	1:00
Pittsburgh at Cleveland	1:00
St. Louis at Philadelphia	1:00
San Francisco at Chicago	1:00

MONDAY, NOV. 18

Kansas City at Denver	7:00
-----------------------	------

SUNDAY, NOV. 24 (Eleventh Week)

Atlanta at San Francisco	1:00
Buffalo at Cleveland	1:00
Chicago at Detroit	1:00
Dallas at Houston	1:00
Denver at Oakland	1:00
Kansas City at Cincinnati	1:00
Miami at New York Jets	1:00
Minnesota at Los Angeles	1:00
New England at Baltimore	2:00
Philadelphia at Washington	1:00
St. Louis at New York Giants	1:00
San Diego at Green Bay	1:00

MONDAY, NOV. 25

Pittsburgh at New Orleans	8:00
---------------------------	------

THURSDAY, NOV. 28 (Twelfth Week)

Denver at Detroit	12:30
Washington at Dallas	2:45

SUNDAY, DEC. 1

Baltimore at Buffalo	1:00
Green Bay at Philadelphia	1:00
Houston at Pittsburgh	1:00
Kansas City at St. Louis	1:00
Los Angeles at Atlanta	4:00
New England at Oakland	1:00

New Orleans at Minnesota	1:00
New York Giants at Chicago	1:00
San Diego at New York Jets	1:00
San Francisco at Cleveland	1:00

MONDAY, DEC. 2

Cincinnati at Miami	9:00
---------------------	------

SATURDAY, DEC. 7 (Thirteenth Week)

Atlanta at Minnesota	12:00
Cleveland at Dallas	3:00

SUNDAY, DEC. 8

Buffalo at New York Jets	1:00
Chicago at San Diego	1:00
Detroit at Cincinnati	1:00
Green Bay at San Francisco	1:00
Houston at Denver	2:00
Miami at Baltimore	2:00
Oakland at Kansas City	3:00
Philadelphia at New York Giants	1:00
Pittsburgh at New England	1:00
St. Louis at New Orleans	1:00

MONDAY, DEC. 9

Washington at Los Angeles	6:00
---------------------------	------

SATURDAY, DEC. 14 (Fourteenth Week)

Cincinnati at Pittsburgh	1:00
Minnesota at Kansas City	2:45
Dallas at Oakland	6:00

SUNDAY, DEC. 15

Buffalo at Los Angeles	1:00
Chicago at Washington	1:00
Cleveland at Houston	1:00
Denver at San Diego	1:00
Detroit at Philadelphia	1:00
Green Bay at Atlanta	1:00
New England at Miami	1:00
New Orleans at San Francisco	1:00
New York Giants at St. Louis	1:00
New York Jets at Baltimore	2:00

NFL POST-SEASON GAMES**SATURDAY, DECEMBER 21**

AFC & NFC DIVISIONAL PLAYOFFS

SUNDAY, DECEMBER 22

AFC & NFC DIVISIONAL PLAYOFFS

SUNDAY, DECEMBER 29AFC CHAMPIONSHIP GAME
NFC CHAMPIONSHIP GAME**SUNDAY, JANUARY 12**

SUPER BOWL IX AT NEW ORLEANS

MONDAY NIGHT, JANUARY 20

AFC-NFC PRO BOWL AT MIAMI



SEASON SCHEDULE

(All Times Local)

SUNDAY, SEPT. 15 (First Week)

Baltimore at Pittsburgh	1:00
Dallas at Atlanta	4:00
Cleveland at Cincinnati	1:00
Detroit at Chicago	1:00
Los Angeles at Denver	2:00
Miami at New England	1:00
Minnesota at Green Bay	1:00
New York Jets at Kansas City	3:00
Philadelphia at St. Louis	1:00
San Diego at Houston	1:00
San Francisco at New Orleans	1:00
Washington at New York Giants	1:00

MONDAY, SEPT. 16

Oakland at Buffalo	9:00
--------------------	------

SUNDAY, SEPT. 22 (Second Week)

Green Bay at Baltimore	2:00
Houston at Cleveland	1:00
Kansas City at Oakland	1:00
Miami at Buffalo	1:00
Minnesota at Detroit	1:00
New England at New York Giants	1:00
New Orleans at Los Angeles	1:00
New York Jets at Chicago	1:00
Pittsburgh at Denver	2:00
St. Louis at Washington	1:00
San Diego at Cincinnati	1:00
San Francisco at Atlanta	1:00

MONDAY, SEPT. 23

Dallas at Philadelphia	9:00
-------------------------------	------

SUNDAY, SEPT. 29 (Third Week)

Atlanta at New Orleans	1:00
Baltimore at Philadelphia	1:00
Chicago at Minnesota	1:00
Cincinnati at San Francisco	1:00
Cleveland at St. Louis	1:00
Detroit vs. Green Bay at Milwaukee	1:00
Kansas City at Houston	1:00
Los Angeles at New England	1:00
Miami at San Diego	1:00
New York Giants at Dallas	1:00
New York Jets at Buffalo	1:00
Oakland at Pittsburgh	4:00

MONDAY, SEPT. 30

Denver at Washington	9:00
----------------------	------

SUNDAY, OCT. 6 (Fourth Week)

Atlanta at New York Giants	1:00
Baltimore at New England	1:00
Buffalo at Green Bay	1:00
Denver at Kansas City	3:00
Detroit at Los Angeles	1:00
Minnesota at Dallas	3:00
New Orleans at Chicago	1:00
Oakland at Cleveland	1:00
Philadelphia at San Diego	1:00
Pittsburgh at Houston	1:00
St. Louis at San Francisco	1:00
Washington at Cincinnati	1:00

MONDAY, OCT. 7

New York Jets at Miami	9:00
------------------------	------

SUNDAY, OCT. 13 (Fifth Week)

Buffalo at Baltimore	2:00
Chicago at Atlanta	1:00
Cincinnati at Cleveland	1:00
Dallas at St. Louis	1:00
Houston at Minnesota	1:00
Los Angeles vs. Green Bay at Mil.	3:00
Miami at Washington	1:00
New England at New York Jets	1:00
New Orleans at Denver	2:00
New York Giants at Philadelphia	1:00
Pittsburgh at Kansas City	1:00
San Diego at Oakland	1:00

MONDAY, OCT. 14

San Francisco at Detroit	9:00
--------------------------	------

SUNDAY, OCT. 20 (Sixth Week)

Baltimore at New York Jets	1:00
Cincinnati at Oakland	1:00
Cleveland at Pittsburgh	1:00
Detroit at Minnesota	1:00
Kansas City at Miami	4:00
New England at Buffalo	1:00
New Orleans at Atlanta	1:00
New York Giants at Washington	1:00
Philadelphia at Dallas	1:00
St. Louis at Houston	1:00
San Diego at Denver	2:00
San Francisco at Los Angeles	1:00

MONDAY, OCT. 21

Green Bay at Chicago	8:00
----------------------	------

SUNDAY, OCT. 27 (Seventh Week)

Baltimore at Miami	1:00
Chicago at Buffalo	1:00
Dallas at New York Giants	1:00
Denver at Cleveland	1:00
Green Bay at Detroit	1:00
Houston at Cincinnati	1:00
Kansas City at San Diego	1:00
Los Angeles at New York Jets	1:00
New England at Minnesota	1:00
Oakland at San Francisco	1:00
Philadelphia at New Orleans	1:00
Washington at St. Louis	1:00

MONDAY, OCT. 28

Atlanta at Pittsburgh	9:00
-----------------------	------

SUNDAY, NOV. 3 (Eighth Week)

Atlanta at Miami	4:00
Buffalo at New England	1:00
Cincinnati at Baltimore	2:00
Cleveland at San Diego	1:00
Houston at New York Jets	1:00
Minnesota at Chicago	1:00
New Orleans at Detroit	1:00
New York Giants at Kansas City	3:00
Oakland at Denver	2:00
Philadelphia at Pittsburgh	1:00
St. Louis at Dallas	1:00
Washington at Green Bay	1:00

MONDAY, NOV. 4

Los Angeles at San Francisco	6:00
------------------------------	------

(Continued on Inside Back Cover)